



Individual Report for 8 YdH7 ci fgY!hjhY (bglfi Wcf)

SEFI Evals, Summer 2016 (1640)

Project Audience 31
Responses Received 21
Response Ratio 68%

Subject Details

Dept

CollegY

First
Name

Last
Name

Report Comments

Department
School/College

Creation Date Wed, Aug 17, 2016



Instruction Mode: On Campus Face to Face

Academic Level of Students

Options	Count	Percentage
Freshman	0	0%
Sophomore	0	0%
Junior	3	14%
Senior	18	86%
Graduate	0	0%
Professional	0	0%

Summary Scale: 1=Strongly Disagree, 2=Disagree, 3=Neutral, 4=Agree, 5=Strongly Agree

Factors	Course Average	Standard Deviation
Learning	4.49	+/-0.74
Engagement	4.74	+/-0.54
Organization and Clarity	4.43	+/-0.78
Classroom Environment	4.46	+/-0.67
Individual Rapport	4.70	+/-0.50
Graded Materials	4.44	+/-0.62
Overall	4.44	+/-0.74
Total Score	4.53	

Strengths and Improvement Opportunities

Strengths		
1 Instructor encouraged students to ask questions.	Engagement	4.76
2 Instructor treated students with respect.	Individual Rapport	4.76
3 Instructor was engaged while teaching the course.	Engagement	4.75

Improvement Opportunities		
1 My interest in the subject has increased as a consequence of this course.	Learning	4.19
2 Instructor's explanations of course content were clear.	Organization and Clarity	4.29
3 When provided, educational technology contributed to my learning.	Classroom Environment	4.38

Note: Only the three top/bottom rankings display. If ties exist, the system randomly chooses the question to display.

Question Summary by Factor *Scale: SD=Strongly Disagree, D=Disagree, N=Neutral, A=Agree, SA=Strongly Agree*

Learning

	%SD(1)	%D(2)	%N(3)	%A(4)	%SA(5)	Resp	Mean	SD
I have gained knowledge/skills that reflect the learning outcomes of this course.	0 %	0 %	10 %	24 %	67 %	21	4.57	0.68
My interest in the subject has increased as a consequence of this course.	0 %	5 %	14 %	38 %	43 %	21	4.19	0.87
I have found the course intellectually challenging.	0 %	0 %	5 %	19 %	76 %	21	4.71	0.56

Engagement

	%SD(1)	%D(2)	%N(3)	%A(4)	%SA(5)	Resp	Mean	SD
Instructor promoted active student participation.	0 %	0 %	5 %	19 %	76 %	21	4.71	0.56
Instructor was engaged while teaching the course.	0 %	0 %	5 %	15 %	80 %	20	4.75	0.55
Instructor encouraged students to ask questions.	0 %	0 %	5 %	14 %	81 %	21	4.76	0.54

Organization and Clarity

	%SD(1)	%D(2)	%N(3)	%A(4)	%SA(5)	Resp	Mean	SD
Instructor's explanations of course content were clear.	0 %	10 %	5 %	33 %	52 %	21	4.29	0.96
Course was well organized.	0 %	0 %	10 %	29 %	62 %	21	4.52	0.68
Course materials were well prepared.	0 %	0 %	10 %	33 %	57 %	21	4.48	0.68

Classroom Environment

	%SD(1)	%D(2)	%N(3)	%A(4)	%SA(5)	Resp	Mean	SD
The class environment was conducive to my learning.	0 %	0 %	5 %	43 %	52 %	21	4.48	0.60
When provided, educational technology contributed to my learning.	0 %	0 %	19 %	24 %	57 %	21	4.38	0.80
Instructor used the resources of the classroom appropriately.	0 %	0 %	5 %	38 %	57 %	21	4.52	0.60

Individual Rapport

	%SD(1)	%D(2)	%N(3)	%A(4)	%SA(5)	Resp	Mean	SD
Instructor treated students with respect.	0 %	0 %	0 %	24 %	76 %	21	4.76	0.44
Instructor was adequately accessible to students outside of class.	0 %	0 %	0 %	33 %	67 %	21	4.67	0.48
Instructor helped with my individual learning needs when asked.	0 %	0 %	5 %	24 %	71 %	21	4.67	0.58

Graded Materials

	%SD(1)	%D(2)	%N(3)	%A(4)	%SA(5)	Resp	Mean	SD
Methods of evaluating student work were fair.	0 %	0 %	0 %	43 %	57 %	21	4.57	0.51
Graded materials tested course content as emphasized by the instructor.	0 %	0 %	10 %	43 %	48 %	21	4.38	0.67
Instructor provided useful/meaningful feedback to assist learning.	0 %	0 %	10 %	43 %	48 %	21	4.38	0.67

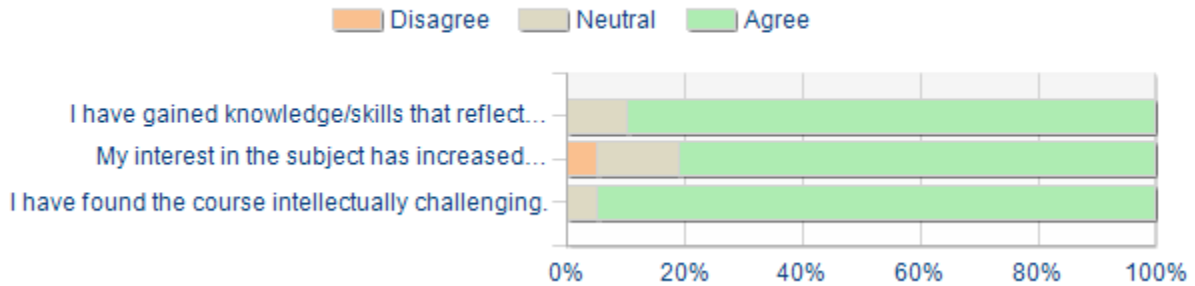
Overall

	%SD(1)	%D(2)	%N(3)	%A(4)	%SA(5)	Resp	Mean	SD
Overall, the course has been a worthwhile addition to my university experience.	0 %	5 %	0 %	43 %	52 %	21	4.43	0.75
Overall, the instructor was effective in promoting my learning in this course.	0 %	0 %	10 %	33 %	57 %	21	4.48	0.68
I would recommend this course to other students.	0 %	5 %	5 %	33 %	57 %	21	4.43	0.81

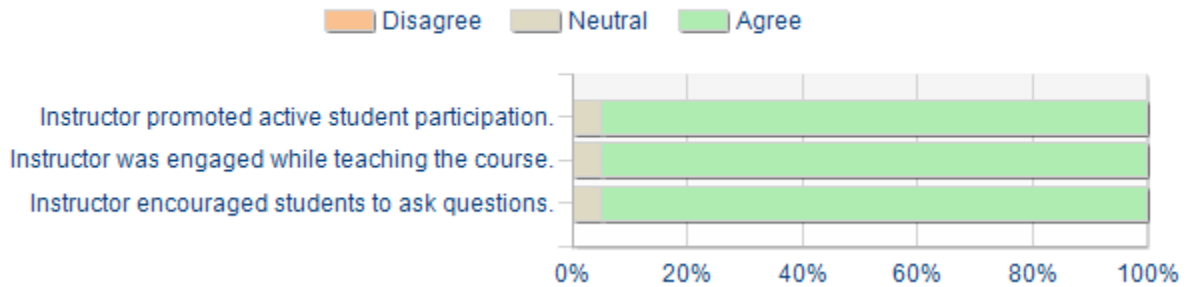
Score Distribution Charts by Factor

For all of the bar charts: Disagree includes Strongly Disagree & Disagree, Agree includes Agree & Strongly Agree

Learning



Engagement



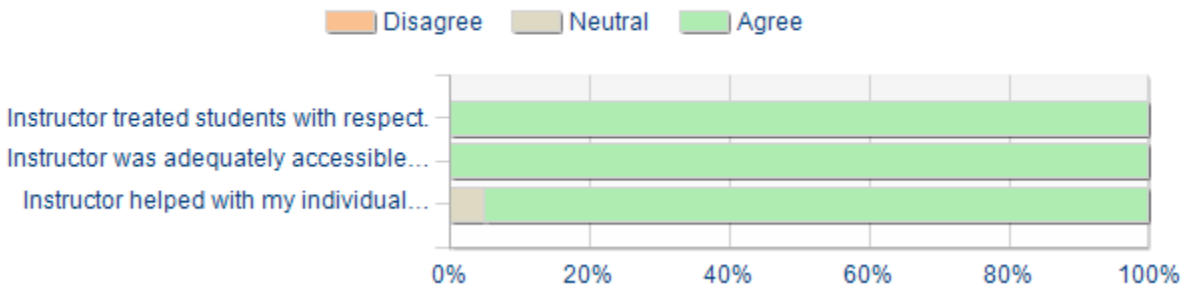
Organization and Clarity



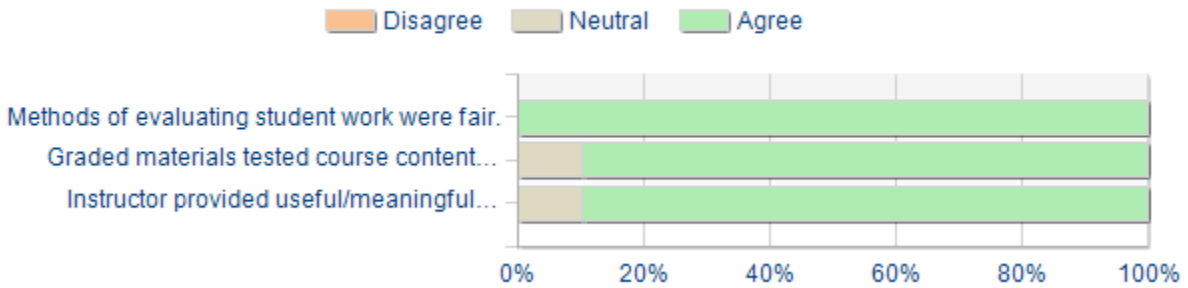
Classroom Environment



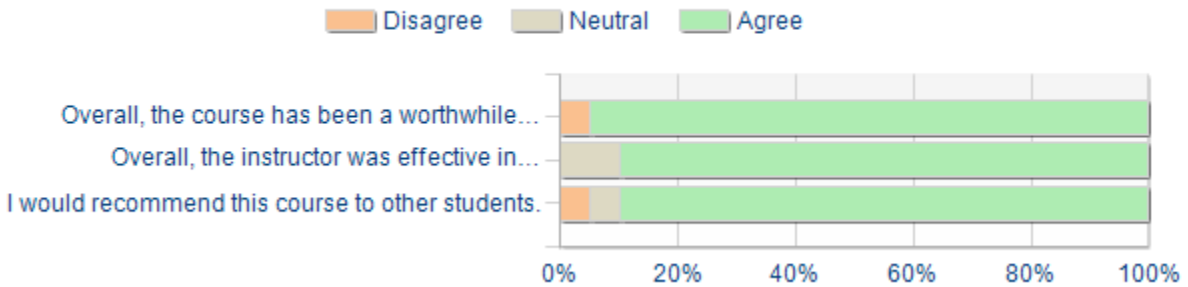
Individual Rapport



Graded Materials



Overall



Comparative Scores by Factor

Learning

Question	Course Average			Department Average (MLS)			School (SMHS)		
	Mean	Response Count	Standard Deviation	Mean	Response Count	Standard Deviation	Mean	Response Count	Standard Deviation
I have gained knowledge/skills that reflect the learning outcomes of this course.	4.57	21	0.68	4.58	60	0.74	4.58	60	0.74
My interest in the subject has increased as a consequence of this course.	4.19	21	0.87	4.20	60	0.92	4.20	60	0.92
I have found the course intellectually challenging.	4.71	21	0.56	4.57	60	0.79	4.57	60	0.79
Overall	4.49	-	0.74	4.45	-	-	4.45	-	-

Engagement

Question	Course Average			Department Average (MLS)			School (SMHS)		
	Mean	Response Count	Standard Deviation	Mean	Response Count	Standard Deviation	Mean	Response Count	Standard Deviation
Instructor promoted active student participation.	4.71	21	0.56	4.68	59	0.73	4.68	59	0.73
Instructor was engaged while teaching the course.	4.75	20	0.55	4.63	59	0.81	4.63	59	0.81
Instructor encouraged students to ask questions.	4.76	21	0.54	4.67	60	0.71	4.67	60	0.71
Overall	4.74	-	0.54	4.66	-	-	4.66	-	-

Organization and Clarity

Question	Course Average			Department Average (MLS)			School (SMHS)		
	Mean	Response Count	Standard Deviation	Mean	Response Count	Standard Deviation	Mean	Response Count	Standard Deviation
Instructor's explanations of course content were clear.	4.29	21	0.96	4.36	59	0.94	4.36	59	0.94
Course was well organized.	4.52	21	0.68	4.42	60	0.79	4.42	60	0.79
Course materials were well prepared.	4.48	21	0.68	4.45	60	0.77	4.45	60	0.77
Overall	4.43	-	0.78	4.41	-	-	4.41	-	-

Overall

Question	Course Average			Department Average (MLS)			School (SMHS)		
	Mean	Response Count	Standard Deviation	Mean	Response Count	Standard Deviation	Mean	Response Count	Standard Deviation
Overall, the course has been a worthwhile addition to my university experience.	4.43	21	0.75	4.53	60	0.77	4.53	60	0.77
Overall, the instructor was effective in promoting my learning in this course.	4.48	21	0.68	4.50	60	0.79	4.50	60	0.79
I would recommend this course to other students.	4.43	21	0.81	4.39	59	0.85	4.39	59	0.85
Overall	4.44	-	0.74	4.47	-	-	4.47	-	-