



Institutional Report for 1640

SELFI Evals, Summer 2016 (1640)

Project Audience 319

Responses Received 204

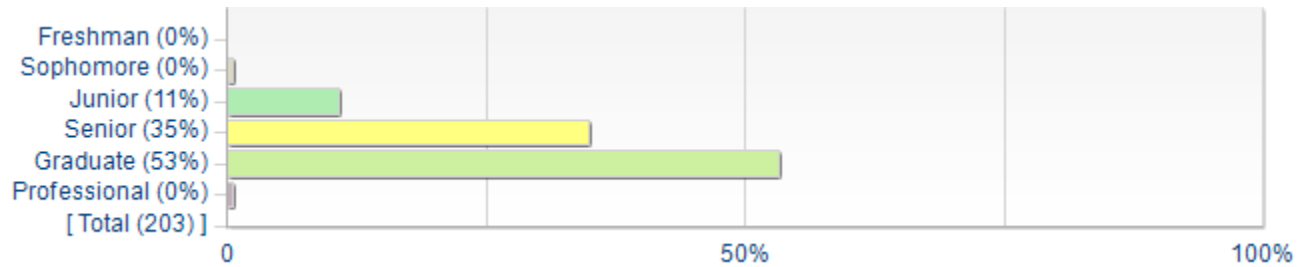
Response Ratio 64%

Creation Date Wed, Aug 17, 2016



SELFI Institutional Summary

Academic Level of Students



Options	Count	Percentage
Freshman	0	0%
Sophomore	1	0%
Junior	22	11%
Senior	71	35%
Graduate	108	53%
Professional	1	0%

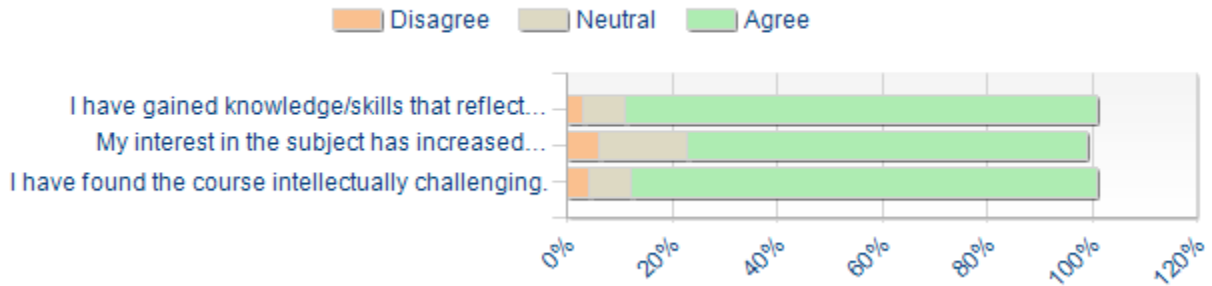
Institutional Averages by Factor *Scale: 1=Strongly Disagree, 2=Disagree, 3=Neutral, 4=Agree, 5=Strongly Agree*

Factors	Institutional Average	Standard Deviation
Learning	4.27	+/-0.87
Engagement	4.41	+/-0.84
Organization and Clarity	4.08	+/-0.98
Classroom Environment	4.28	+/-0.78
Individual Rapport	4.51	+/-0.68
Graded Materials	4.31	+/-0.81
Overall	4.19	+/-0.93
Total Score	4.29	

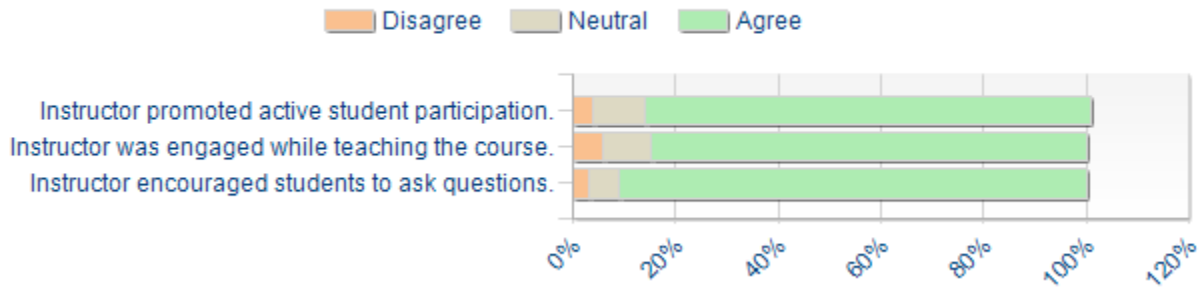
Score Distribution Charts by Factor

For all of the bar charts: Disagree includes Strongly Disagree & Disagree, Agree includes Agree & Strongly Agree

Learning



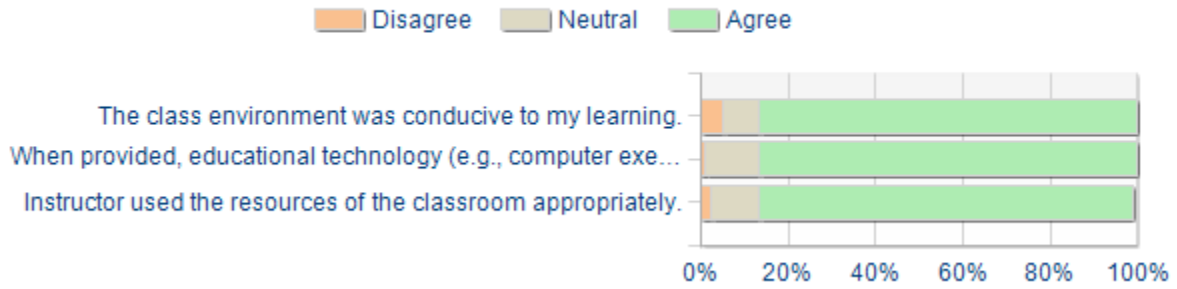
Engagement



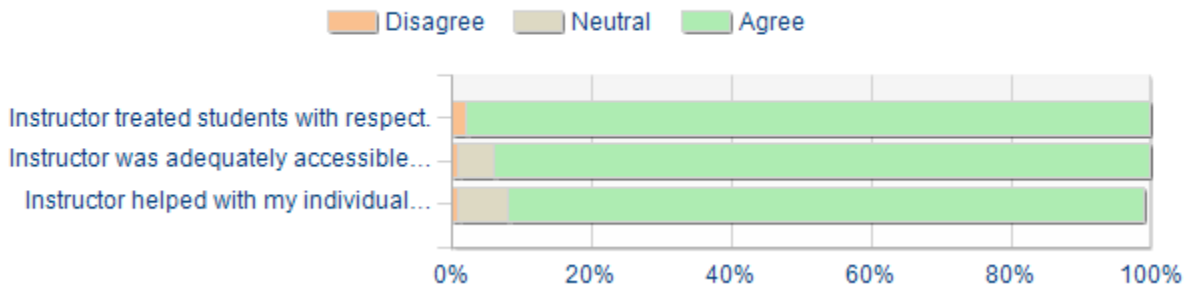
Organization and Clarity



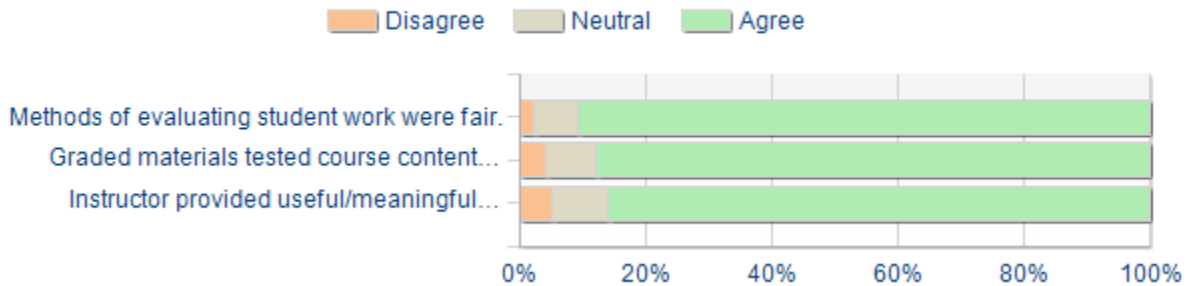
Classroom Environment



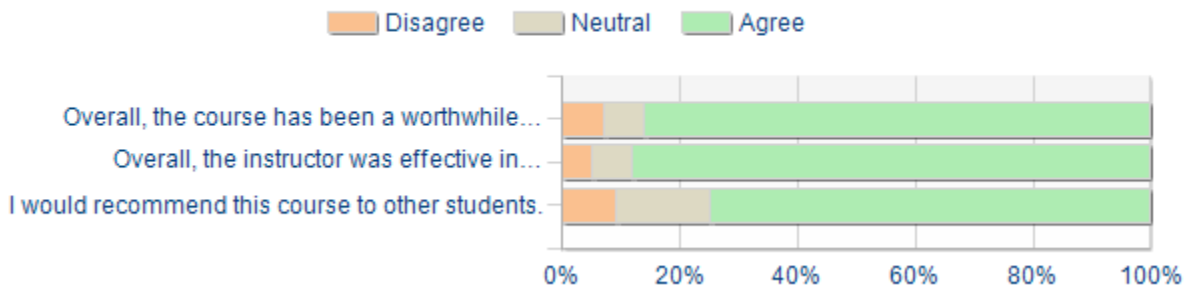
Individual Rapport



Graded Materials



Overall



Institutional Averages by Question within Factor

Learning

Question	UND Average		
	Mean	Response Count	Standard Deviation
I have gained knowledge/skills that reflect the learning outcomes of this course.	4.36	220	0.81
My interest in the subject has increased as a consequence of this course.	4.06	220	0.93
I have found the course intellectually challenging.	4.37	220	0.81
Overall	4.27	-	-

Engagement

Question	UND Average		
	Mean	Response Count	Standard Deviation
Instructor promoted active student participation.	4.40	219	0.84
Instructor was engaged while teaching the course.	4.34	218	0.90
Instructor encouraged students to ask questions.	4.48	219	0.76
Overall	4.41	-	-

Organization and Clarity

Question	UND Average		
	Mean	Response Count	Standard Deviation
Instructor's explanations of course content were clear.	4.06	217	0.97
Course was well organized.	4.02	218	1.02
Course materials were well prepared.	4.15	217	0.95
Overall	4.08	-	-

Classroom Environment

Question	UND Average		
	Mean	Response Count	Standard Deviation
The class environment was conducive to my learning.	4.21	213	0.83
When provided, educational technology (e.g., computer exercises, multi-media, presentations) contributed to my learning.	4.33	214	0.74
Instructor used the resources of the classroom appropriately.	4.31	213	0.78
Overall	4.28	-	-

Individual Rapport

Question	UND Average		
	Mean	Response Count	Standard Deviation
Instructor treated students with respect.	4.57	218	0.63
Instructor was adequately accessible to students outside of class.	4.49	211	0.69
Instructor helped with my individual learning needs when asked.	4.47	208	0.73
Overall	4.51	-	-

Graded Materials

Question	UND Average		
	Mean	Response Count	Standard Deviation
Methods of evaluating student work were fair.	4.36	218	0.73
Graded materials tested course content as emphasized by the instructor.	4.30	218	0.82
Instructor provided useful/meaningful feedback to assist learning.	4.27	218	0.86
Overall	4.31	-	-

Overall

Question	UND Average		
	Mean	Response Count	Standard Deviation
Overall, the course has been a worthwhile addition to my university experience.	4.23	217	0.89
Overall, the instructor was effective in promoting my learning in this course.	4.29	219	0.87
I would recommend this course to other students.	4.04	216	1.01
Overall	4.19	-	-