



Department Report for: DeptName

SELFI Evals, Summer 2016 (1640), TEST CYCLE

Project Audience 7

Responses Received 5

Response Ratio 71%

Report Comments

School/College: College

Creation Date Thu, Jun 23, 2016



SELFI Executive Summary

Academic Level of Students

Options	Count	Percentage
Freshman	1	20%
Sophomore	1	20%
Junior	1	20%
Senior	1	20%
Graduate	1	20%
Professional	0	0%

Summary *Scale: 1=Strongly Disagree, 2=Disagree, 3=Neutral, 4=Agree, 5=Strongly Agree*

Factors	Dept Average	Standard Deviation
Learning	2.00	+/-1.28
Engagement	2.25	+/-1.22
Organization and Clarity	2.97	+/-1.41
Classroom Environment	2.75	+/-1.42
Individual Rapport	3.44	+/-1.69
Graded Materials	2.33	+/-1.41
Overall	2.89	+/-1.38
Total Score	2.66	

Strengths and Improvement Opportunities

Strengths		
1 Instructor was adequately accessible to students outside of class.	Individual Rapport	3.75
2 Instructor treated students with respect.	Individual Rapport	3.33
3 Course was well organized.	Organization and Clarity	3.25

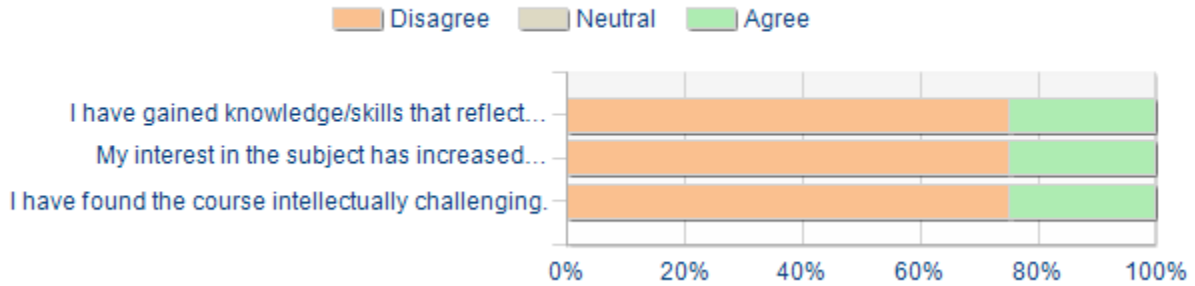
Improvement Opportunities		
1 I have gained knowledge/skills that reflect the learning outcomes of this course.	Learning	2.00
2 My interest in the subject has increased as a consequence of this course.	Learning	2.00
3 I have found the course intellectually challenging.	Learning	2.00

Note: Only the three top/bottom rankings display. If ties exist, the system randomly chooses the question to display.

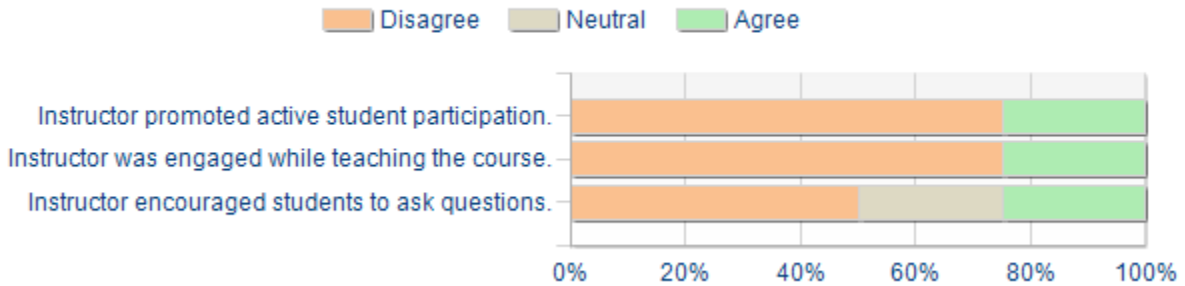
Score Distribution Charts by Factor

For all of the bar charts: Disagree includes Strongly Disagree & Disagree, Agree includes Agree & Strongly Agree

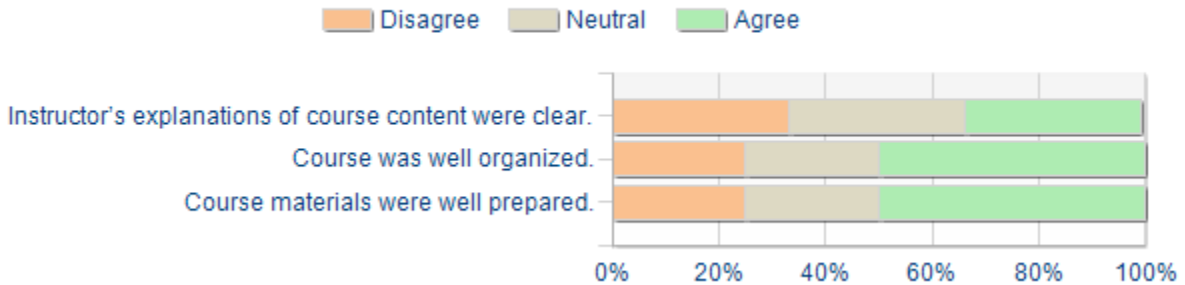
Learning



Engagement



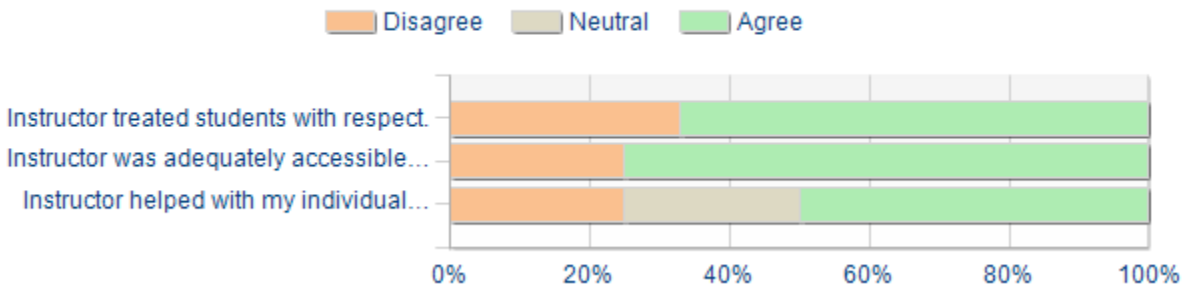
Organization and Clarity



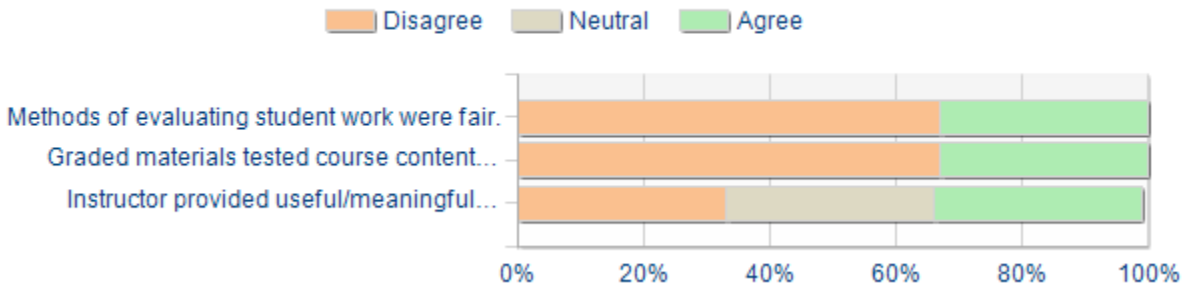
Classroom Environment



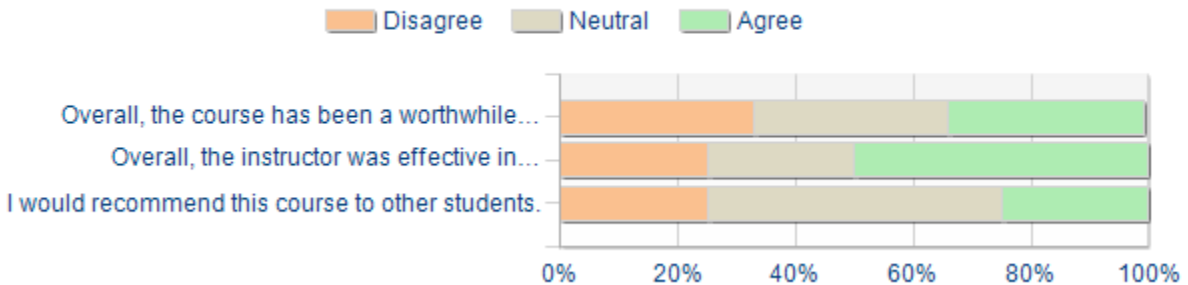
Individual Rapport



Graded Materials



Overall



Comparative Scores by Factor

Learning

Question	Dept Average			College/School (NUR)			UND Average		
	Mean	Response Count	Standard Deviation	Mean	Response Count	Standard Deviation	Mean	Response Count	Standard Deviation
I have gained knowledge/skills that reflect the learning outcomes of this course.	2.00	4	1.41	2.00	4	1.41	2.64	11	1.43
My interest in the subject has increased as a consequence of this course.	2.00	4	1.41	2.00	4	1.41	3.00	11	1.41
I have found the course intellectually challenging.	2.00	4	1.41	2.00	4	1.41	3.00	11	1.48
Overall	2.00	-	1.28	2.00	-	-	2.88	-	-

Engagement

Question	Dept Average			College/School (NUR)			UND Average		
	Mean	Response Count	Standard Deviation	Mean	Response Count	Standard Deviation	Mean	Response Count	Standard Deviation
Instructor promoted active student participation.	2.00	4	1.41	2.00	4	1.41	3.00	11	1.26
Instructor was engaged while teaching the course.	2.25	4	1.26	2.25	4	1.26	3.27	11	1.27
Instructor encouraged students to ask questions.	2.50	4	1.29	2.50	4	1.29	3.10	10	1.10
Overall	2.25	-	1.22	2.25	-	-	3.12	-	-

Organization and Clarity

Question	Dept Average			College/School (NUR)			UND Average		
	Mean	Response Count	Standard Deviation	Mean	Response Count	Standard Deviation	Mean	Response Count	Standard Deviation
Instructor's explanations of course content were clear.	2.67	3	1.53	2.67	3	1.53	3.20	10	0.92
Course was well organized.	3.25	4	1.71	3.25	4	1.71	3.36	11	1.12
Course materials were well prepared.	3.00	4	1.41	3.00	4	1.41	3.09	11	1.30
Overall	2.97	-	1.41	2.97	-	-	3.22	-	-

Classroom Environment

Question	Dept Average			College/School (NUR)			UND Average		
	Mean	Response Count	Standard Deviation	Mean	Response Count	Standard Deviation	Mean	Response Count	Standard Deviation
The class environment was conducive to my learning.	2.50	4	1.73	2.50	4	1.73	3.27	11	1.27
When provided, educational technology contributed to my learning.	2.75	4	1.50	2.75	4	1.50	3.73	11	1.27
Instructor used the resources of the classroom appropriately.	3.00	4	1.41	3.00	4	1.41	3.78	9	1.20
Overall	2.75	-	1.42	2.75	-	-	3.59	-	-

Individual Report

Question	Dept Average			College/School (NUR)			UND Average		
	Mean	Response Count	Standard Deviation	Mean	Response Count	Standard Deviation	Mean	Response Count	Standard Deviation
Instructor treated students with respect.	3.33	3	2.08	3.33	3	2.08	3.80	10	1.32
Instructor was adequately accessible to students outside of class.	3.75	4	1.89	3.75	4	1.89	3.55	11	1.44
Instructor helped with my individual learning needs when asked.	3.25	4	1.71	3.25	4	1.71	3.70	10	1.25
Overall	3.44	-	1.69	3.44	-	-	3.68	-	-

Graded Materials

Question	Dept Average			College/School (NUR)			UND Average		
	Mean	Response Count	Standard Deviation	Mean	Response Count	Standard Deviation	Mean	Response Count	Standard Deviation
Methods of evaluating student work were fair.	2.00	3	1.73	2.00	3	1.73	3.40	10	1.35
Graded materials tested course content as emphasized by the instructor.	2.33	3	1.53	2.33	3	1.53	3.40	10	1.35
Instructor provided useful/meaningful feedback to assist learning.	2.67	3	1.53	2.67	3	1.53	3.78	9	1.30
Overall	2.33	-	1.41	2.33	-	-	3.53	-	-

Overall

Question	Dept Average			College/School (NUR)			UND Average		
	Mean	Response Count	Standard Deviation	Mean	Response Count	Standard Deviation	Mean	Response Count	Standard Deviation
Overall, the course has been a worthwhile addition to my university experience.	2.67	3	1.53	2.67	3	1.53	3.33	9	1.00
Overall, the instructor was effective in promoting my learning in this course.	3.25	4	1.71	3.25	4	1.71	3.30	10	1.25
I would recommend this course to other students.	2.75	4	1.26	2.75	4	1.26	3.00	10	1.25
Overall	2.89	-	1.38	2.89	-	-	3.21	-	-

Details by Question *Scale: SD=Strongly Disagree, D=Disagree, N=Neutral, A=Agree, SA=Strongly Agree*

	%SD(1)	%D(2)	%N(3)	%A(4)	%SA(5)	Resp	Mean	SD
Learning q1: I have gained knowledge/skills that reflect the learning outcomes of this course.	33 %	17 %	17 %	33 %	0 %	6	2.50	1.38
Learning q2: My interest in the subject has increased as a consequence of this course.	33 %	17 %	0 %	50 %	0 %	6	2.67	1.51
Learning q3: I have found the course intellectually challenging.	33 %	17 %	0 %	33 %	17 %	6	2.83	1.72
Engagement q4: Instructor promoted active student participation.	33 %	17 %	0 %	50 %	0 %	6	2.67	1.51
Engagement q5: Instructor was engaged while teaching the course.	17 %	33 %	0 %	33 %	17 %	6	3.00	1.55
Engagement q6: Instructor encouraged students to ask questions.	20 %	20 %	20 %	40 %	0 %	5	2.80	1.30
Org & Clarity q7: Instructor's explanations of course content were clear.	20 %	0 %	40 %	40 %	0 %	5	3.00	1.22
Org & Clarity q8: Course was well organized.	17 %	17 %	17 %	33 %	17 %	6	3.17	1.47
Org & Clarity q9: Course materials were well prepared.	33 %	0 %	17 %	50 %	0 %	6	2.83	1.47
Learning Environment q10: Instructor fostered a class environment that was conducive to my learning.	33 %	0 %	0 %	67 %	0 %	6	3.00	1.55
Learning Environment q11: When provided, educational technology contributed to my learning.	17 %	17 %	0 %	50 %	17 %	6	3.33	1.51
Learning Environment q12: Instructor used the resources of the classroom appropriately.	20 %	0 %	20 %	60 %	0 %	5	3.20	1.30
Individual Rapport q13: Instructor treated students with respect.	20 %	20 %	0 %	40 %	20 %	5	3.20	1.64
Individual Rapport q14: Instructor was adequately accessible to students outside of class.	33 %	0 %	0 %	33 %	33 %	6	3.33	1.86
Individual Rapport q15: Instructor helped with my individual learning needs when asked.	17 %	0 %	17 %	33 %	33 %	6	3.67	1.51
Graded Material q16: Methods of evaluating student work were fair.	40 %	0 %	0 %	60 %	0 %	5	2.80	1.64
Graded Material q17: Graded materials tested course content as emphasized by the instructor.	20 %	20 %	0 %	40 %	20 %	5	3.20	1.64
Graded Material q18: Instructor provided useful/meaningful feedback to assist learning.	25 %	0 %	25 %	50 %	0 %	4	3.00	1.41
Overall q19: Overall, the course has been a worthwhile addition to my university experience.	20 %	0 %	40 %	40 %	0 %	5	3.00	1.22
Overall q20: Overall, the instructor was effective in promoting my learning in this course.	17 %	17 %	17 %	33 %	17 %	6	3.17	1.47
Overall q21: I would recommend this course to other students.	33 %	0 %	33 %	33 %	0 %	6	2.67	1.37