



Course Level Report for 500

Project Title: **SELFI Evals, Spring 2022 (2230)**

Course Audience: **6504**

Responses Received: **3051**

Response Ratio: **47%**

Creation Date: **Wednesday, June 8, 2022**

SEFI Executive Summary

Academic Level of Students

Please Select your Academic Level		
Options	Count	Percentage
Freshman	3	0%
Sophomore	4	0%
Junior	15	0%
Senior	53	2%
Graduate	2890	95%
Professional	82	3%

Summary

Scale: 1=Strongly Disagree, 2=Disagree, 3=Neutral, 4=Agree, 5=Strongly Agree

Factors	Course Level	Standard Deviation
Learning	4.40	+/-0.86
Engagement:	4.54	+/-0.80
Organization and Clarity	4.36	+/-0.95
Learning Environment	4.45	+/-0.81
Individual Rapport	4.61	+/-0.74
Graded Materials(e.g., exams, tests, assignments):	4.46	+/-0.85
Overall	4.38	+/-0.91
Total Score	4.46	

Strengths and Improvement Opportunities

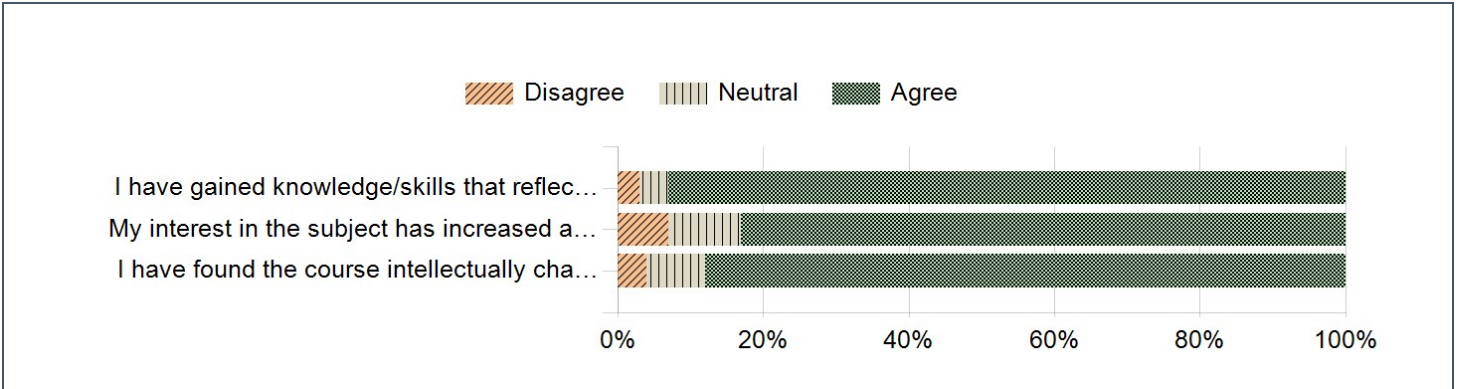
Strengths			
1	Instructor treated students with respect.	Individual Rapport	4.65
2	Instructor helped with my individual learning needs when asked.	Individual Rapport	4.59
3	Instructor was adequately accessible to students outside of class.	Individual Rapport	4.58
Improvement Opportunities			
1	My interest in the subject has increased as a consequence of this course.	Learning	4.30
2	Instructor's explanations of course content were clear.	Organization and Clarity	4.33
3	I would recommend this course to other students.	Overall	4.33

Note: Only the three top/bottom rankings display. If ties exist, the system randomly chooses the question to display.

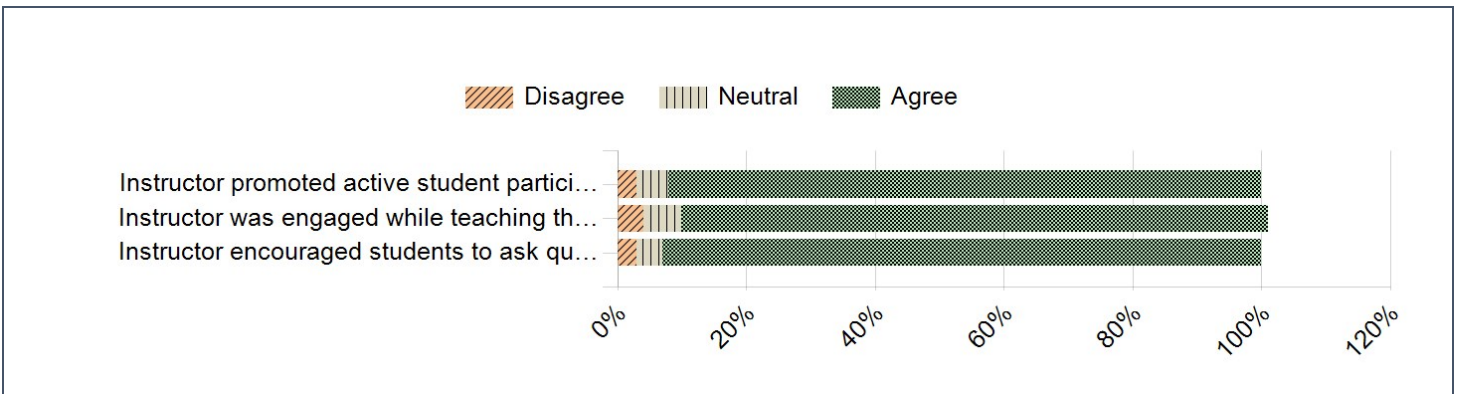
Score Distribution Charts by Factor

For all of the bar charts: Disagree includes *Strongly Disagree* & *Disagree*, Agree includes *Agree* & *Strongly Agree*

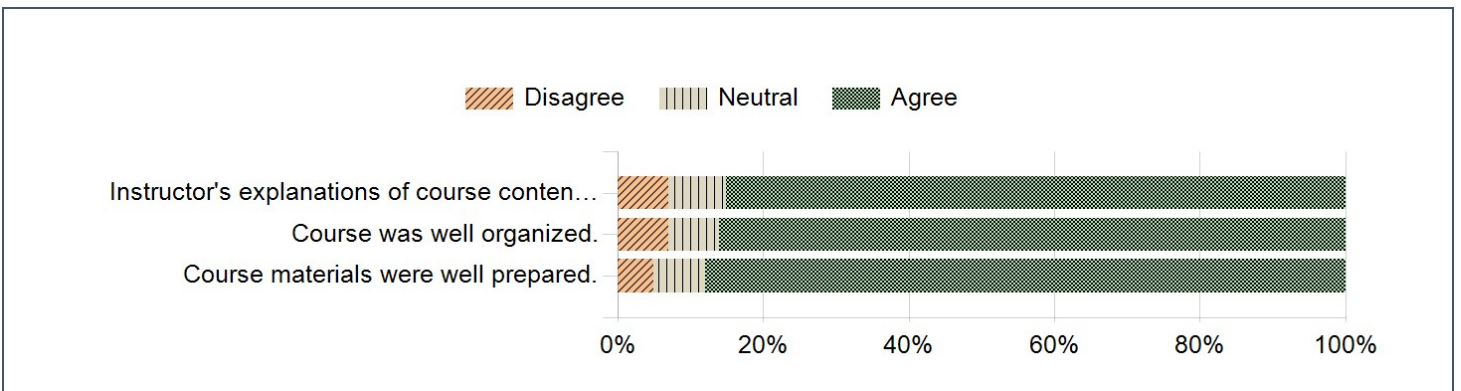
Learning



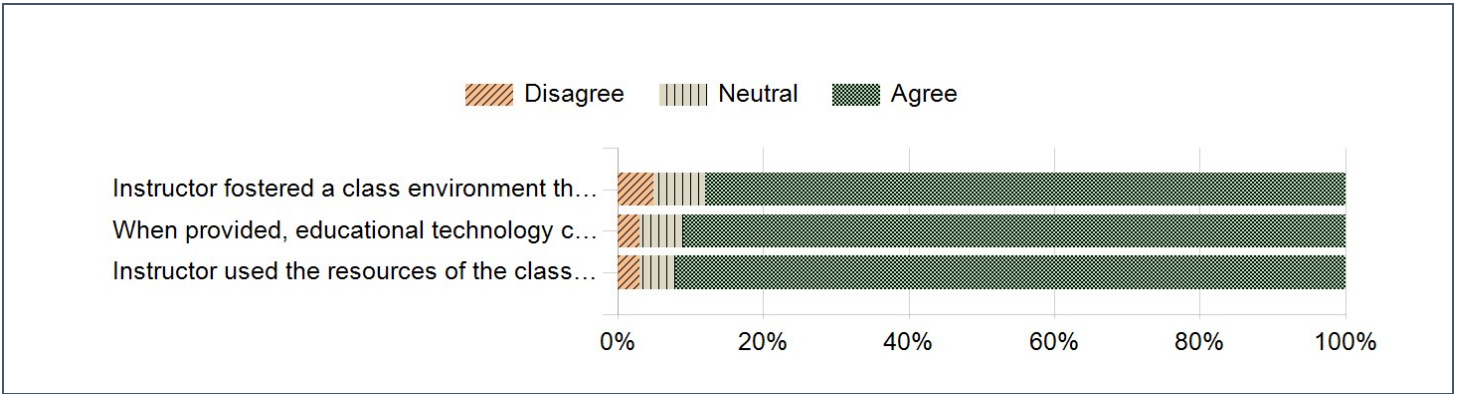
Engagement



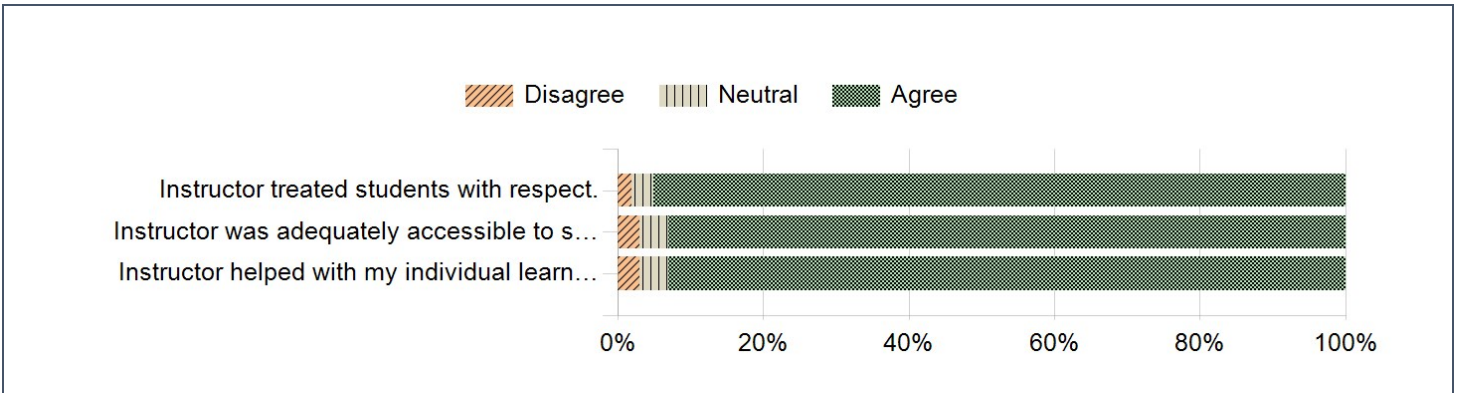
Organization and Clarity



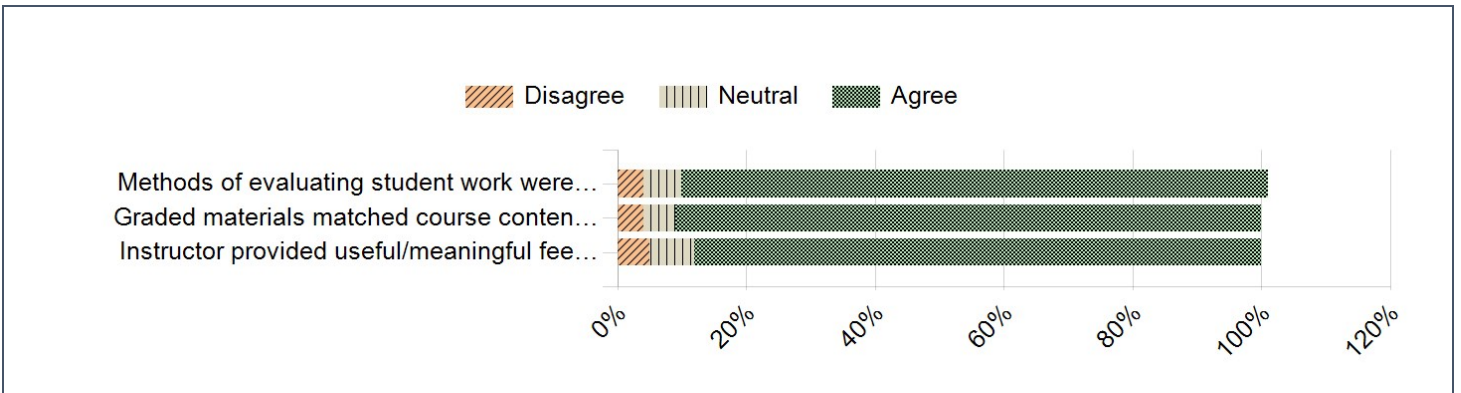
Learning Environment



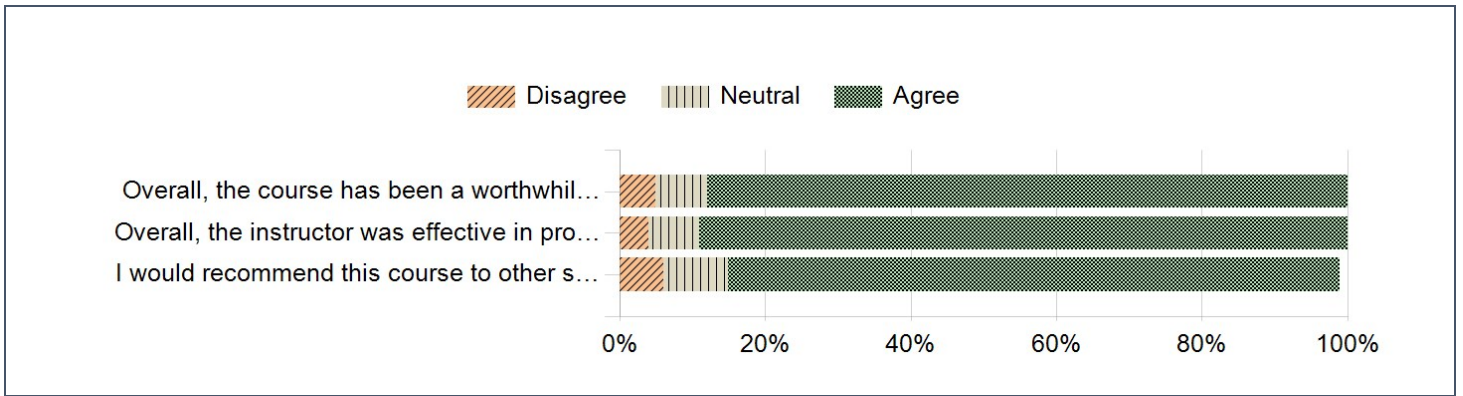
Individual Rapport



Graded Materials



Overall



Comparative Scores by Factor

Learning

Question	Course Level (500)			UND Average		
	Response Count	Mean	Standard Deviation	Response Count	Mean	Standard Deviation
I have gained knowledge/skills that reflect the learning outcomes of this course.	3304	4.50	0.76	21820	4.42	0.81
My interest in the subject has increased as a consequence of this course.	3291	4.30	0.96	21714	4.16	1.05
I have found the course intellectually challenging.	3269	4.40	0.85	21603	4.32	0.88
Overall	-	4.40	-	-	4.30	-

Engagement

Question	Course Level (500)			UND Average		
	Response Count	Mean	Standard Deviation	Response Count	Mean	Standard Deviation
Instructor promoted active student participation.	3283	4.52	0.79	21592	4.42	0.84
Instructor was engaged while teaching the course	3238	4.51	0.84	21469	4.43	0.87
Instructor encouraged students to ask questions/share ideas.	3246	4.58	0.76	21356	4.43	0.85
Overall	-	4.54	-	-	4.43	-

Organization and Clarity

Question	Course Level (500)			UND Average		
	Response Count	Mean	Standard Deviation	Response Count	Mean	Standard Deviation
Instructor's explanations of course content were clear.	3296	4.33	0.96	21834	4.28	0.98
Course was well organized.	3276	4.34	0.96	21735	4.31	0.97
Course materials were well prepared.	3278	4.41	0.91	21694	4.36	0.91
Overall	-	4.36	-	-	4.32	-

Learning Environment

Question	Course Level (500)			UND Average		
	Response Count	Mean	Standard Deviation	Response Count	Mean	Standard Deviation
Instructor fostered a class environment that was conducive to my learning.	3223	4.40	0.88	21240	4.30	0.93
When provided, educational technology contributed to my learning.	3156	4.47	0.78	20998	4.40	0.81
Instructor used the resources of the classroom appropriately.	3094	4.48	0.78	20661	4.43	0.78
Overall	-	4.45	-	-	4.38	-

Individual Rapport

Question	Course Level (500)			UND Average		
	Response Count	Mean	Standard Deviation	Response Count	Mean	Standard Deviation
Instructor treated students with respect.	3294	4.65	0.70	21698	4.58	0.73
Instructor was adequately accessible to students outside of class.	3202	4.58	0.77	21112	4.47	0.82
Instructor helped with my individual learning needs when asked.	3116	4.59	0.76	20448	4.48	0.82
Overall	-	4.61	-	-	4.51	-

Graded Materials

Question	Course Level (500)			UND Average		
	Response Count	Mean	Standard Deviation	Response Count	Mean	Standard Deviation
Methods of evaluating student work were fair.	3279	4.47	0.82	21689	4.40	0.88
Graded materials matched course content emphasized by the instructor.	3257	4.48	0.82	21577	4.41	0.85
Instructor provided useful/meaningful feedback to assist learning.	3253	4.44	0.89	21511	4.32	0.95
Overall	-	4.46	-	-	4.38	-

Overall

Question	Course Level (500)			UND Average		
	Response Count	Mean	Standard Deviation	Response Count	Mean	Standard Deviation
Overall, the course has been a worthwhile addition to my university experience.	3283	4.39	0.89	21752	4.27	0.99
Overall, the instructor was effective in promoting my learning in this course.	3272	4.43	0.87	21667	4.33	0.95
I would recommend this course to other students.	3213	4.33	0.97	21587	4.20	1.06
Overall	-	4.38	-	-	4.27	-

Instructor Analysis

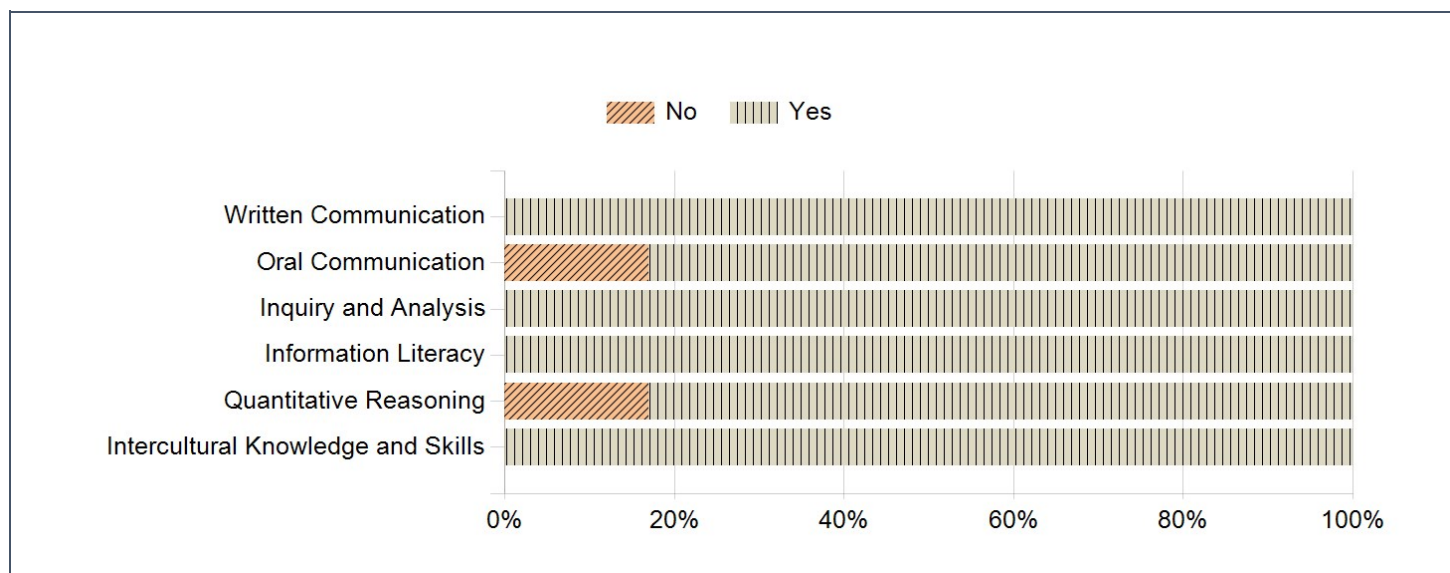
	%SD(1)	%D(2)	%N(3)	%A(4)	%SA(5)	Resp	Mean	SD
Learning q1: I have gained knowledge/skills that reflect the learning outcomes of this course.	1%	2%	4%	32%	61%	3304	4.50	0.76
Learning q2: My interest in the subject has increased as a consequence of this course.	2%	5%	10%	29%	55%	3291	4.30	0.96
Learning q3: I have found the course intellectually challenging.	1%	3%	8%	31%	57%	3269	4.40	0.85
Engagement q4: Instructor promoted active student participation.	1%	2%	5%	27%	65%	3283	4.52	0.79
Engagement q5: Instructor was engaged while teaching the course	2%	2%	6%	25%	66%	3238	4.51	0.84
Engagement q6: Instructor encouraged students to ask questions/share ideas.	1%	2%	4%	24%	69%	3246	4.58	0.76
Org & Clarity q7: Instructor's explanations of course content were clear.	2%	4%	8%	28%	57%	3296	4.33	0.96
Org & Clarity q8: Course was well organized.	3%	4%	7%	28%	58%	3276	4.34	0.96
Org & Clarity q9: Course materials were well prepared.	2%	3%	7%	28%	60%	3278	4.41	0.91
Learning Environment q10: Instructor fostered a class environment that was conducive to my learning.	2%	3%	7%	30%	59%	3223	4.40	0.88
Learning Environment q11: When provided, educational technology contributed to my learning.	1%	1%	6%	31%	60%	3156	4.47	0.78
Learning Environment q12: Instructor used the resources of the classroom appropriately.	1%	2%	5%	31%	61%	3094	4.48	0.78
Individual Rapport q13: Instructor treated students with respect.	1%	1%	3%	21%	74%	3294	4.65	0.70
Individual Rapport q14: Instructor was adequately accessible to students outside of class.	1%	2%	4%	23%	69%	3202	4.58	0.77
Individual Rapport q15: Instructor helped with my individual learning needs when asked.	1%	1%	4%	23%	70%	3116	4.59	0.76
Graded Material q16: Methods of evaluating student work were fair.	2%	2%	6%	29%	62%	3279	4.47	0.82
Graded Material q17: Graded materials matched course content emphasized by the instructor.	1%	2%	5%	28%	63%	3257	4.48	0.82
Graded Material q18: Instructor provided useful/meaningful feedback to assist learning.	2%	3%	7%	26%	62%	3253	4.44	0.89
Overall q19: Overall, the course has been a worthwhile addition to my university experience.	2%	3%	7%	30%	58%	3283	4.39	0.89
Overall q20: Overall, the instructor was effective in promoting my learning in this course.	2%	2%	7%	28%	60%	3272	4.43	0.87
Overall q21: I would recommend this course to other students.	2%	4%	9%	27%	58%	3213	4.33	0.97

Essential Studies Report

Goal was a focus of this course?

	%NO(1)	%YES(2)	Resp	Mean	SD
Written Communication	0%	100%	6	2.00	0.00
Oral Communication	17%	83%	6	1.83	0.41
Inquiry and Analysis	0%	100%	6	2.00	0.00
Information Literacy	0%	100%	6	2.00	0.00
Quantitative Reasoning	17%	83%	6	1.83	0.41
Intercultural Knowledge and Skills	0%	100%	6	2.00	0.00

Goal was a focus of this course?



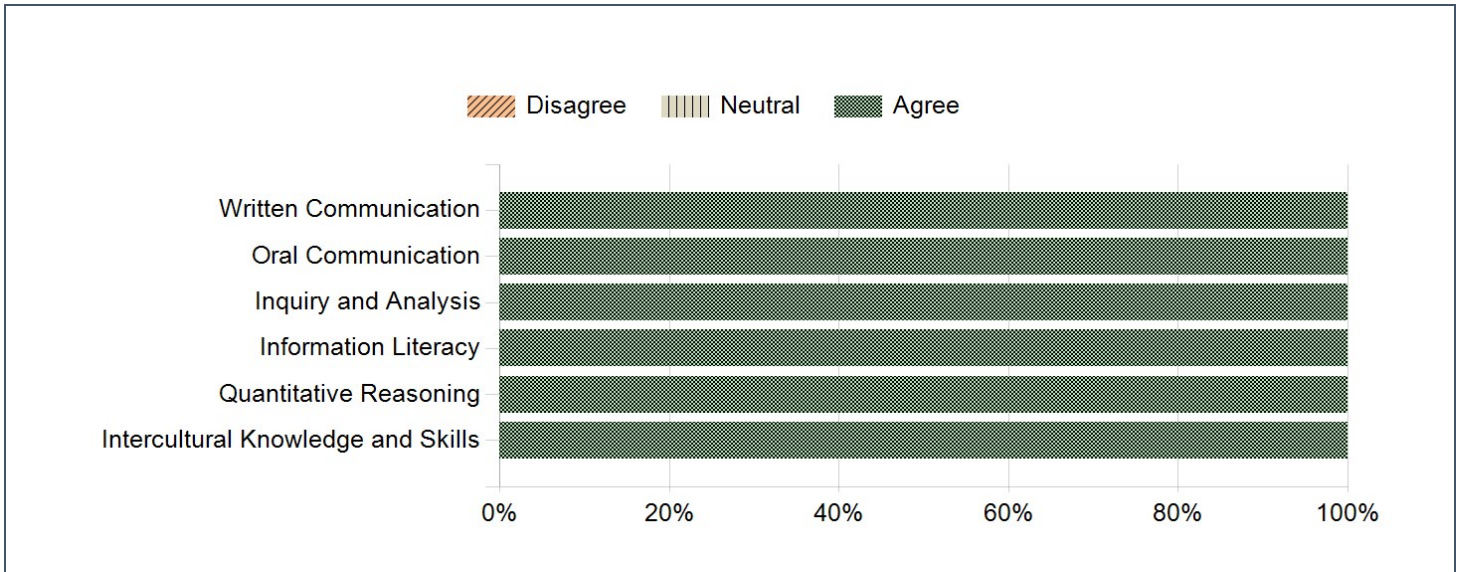
Goal was a focus of this course?

Question	Course Level (500)			UND Average		
	Response Count	Mean	Standard Deviation	Response Count	Mean	Standard Deviation
Written Communication	6	2.00	0.00	6787	1.84	0.36
Oral Communication	6	1.83	0.41	6742	1.72	0.45
Inquiry and Analysis	6	2.00	0.00	6824	1.90	0.29
Information Literacy	6	2.00	0.00	6757	1.87	0.33
Quantitative Reasoning	6	1.83	0.41	6748	1.80	0.40
Intercultural Knowledge and Skills	6	2.00	0.00	6748	1.81	0.40
Overall	-	1.94	-	-	1.82	-

Level of agreement regarding the amount of progress made in goal area as a result of this class.

	%SD(1)	%D(2)	%N(3)	%A(4)	%SA(5)	Resp	Mean	SD
Written Communication	0%	0%	0%	83%	17%	6	4.17	0.41
Oral Communication	0%	0%	0%	100%	0%	5	4.00	0.00
Inquiry and Analysis	0%	0%	0%	67%	33%	6	4.33	0.52
Information Literacy	0%	0%	0%	83%	17%	6	4.17	0.41
Quantitative Reasoning	0%	0%	0%	100%	0%	5	4.00	0.00
Intercultural Knowledge and Skills	0%	0%	0%	83%	17%	6	4.17	0.41

Level of agreement regarding the amount of progress made in goal area as a result of this class.



Level of agreement regarding the amount of progress made in goal area as a result of this class.

Question	Course Level (500)			UND Average		
	Response Count	Mean	Standard Deviation	Response Count	Mean	Standard Deviation
Written Communication	6	4.17	0.41	5675	4.25	0.70
Oral Communication	5	4.00	0.00	4805	4.20	0.73
Inquiry and Analysis	6	4.33	0.52	6142	4.27	0.69
Information Literacy	6	4.17	0.41	5858	4.26	0.68
Quantitative Reasoning	5	4.00	0.00	5403	4.25	0.69
Intercultural Knowledge and Skills	6	4.17	0.41	5416	4.28	0.69
Overall	-	4.14	-	-	4.25	-