



## Course Level Report for 200

Project Title: **SELFI Evals, Spring 2022 (2230)**

Course Audience: **10209**

Responses Received: **4485**

Response Ratio: **44%**

---

Creation Date: **Wednesday, June 8, 2022**

## SEFI Executive Summary

### Academic Level of Students

Please Select your Academic Level		
Options	Count	Percentage
Freshman	1340	30%
Sophomore	1598	36%
Junior	1022	23%
Senior	415	9%
Graduate	59	1%
Professional	46	1%

### Summary

Scale: 1=Strongly Disagree, 2=Disagree, 3=Neutral, 4=Agree, 5=Strongly Agree

Factors	Course Level	Standard Deviation
Learning	4.27	+/-0.95
Engagement:	4.37	+/-0.90
Organization and Clarity	4.31	+/-0.96
Learning Environment	4.34	+/-0.87
Individual Rapport	4.46	+/-0.82
Graded Materials(e.g., exams, tests, assignments):	4.34	+/-0.92
Overall	4.24	+/-1.04
Total Score	4.33	

### Strengths and Improvement Opportunities

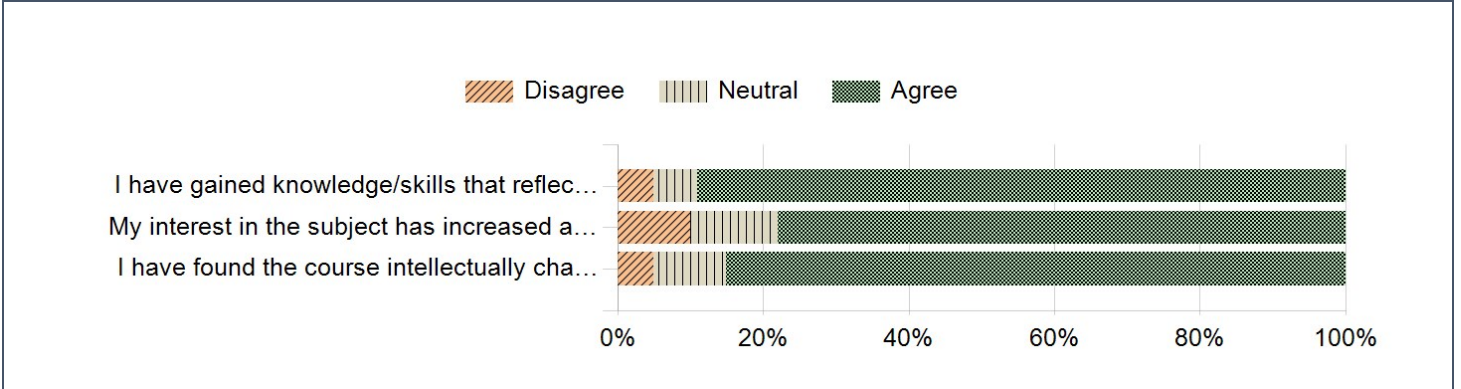
Strengths			
1	Instructor treated students with respect.	Individual Rapport	4.55
2	Instructor was adequately accessible to students outside of class.	Individual Rapport	4.42
3	Instructor helped with my individual learning needs when asked.	Individual Rapport	4.42
Improvement Opportunities			
1	My interest in the subject has increased as a consequence of this course.	Learning	4.12
2	I would recommend this course to other students.	Overall	4.17
3	Overall, the course has been a worthwhile addition to my university experience.	Overall	4.24

Note: Only the three top/bottom rankings display. If ties exist, the system randomly chooses the question to display.

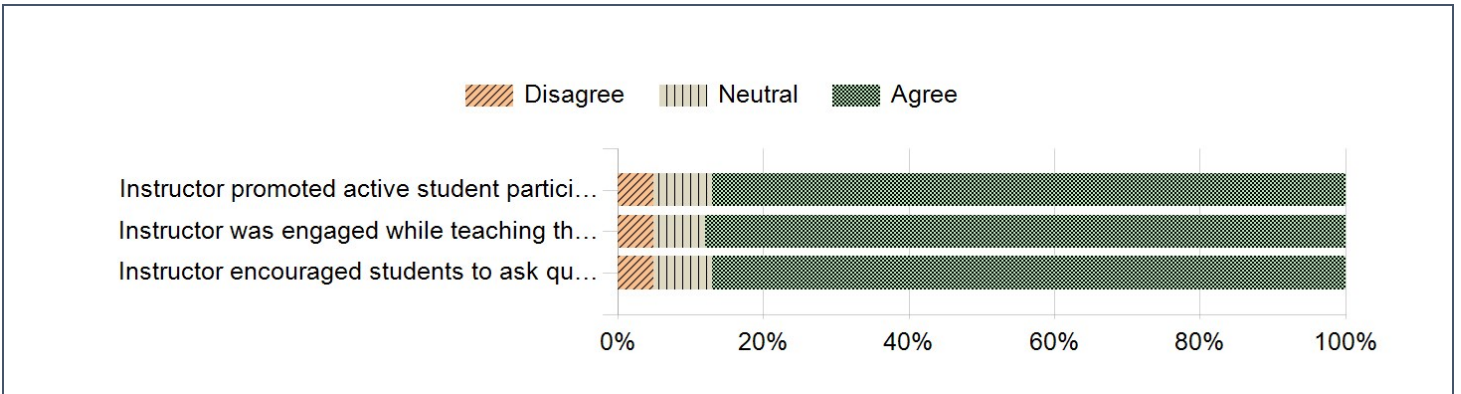
## Score Distribution Charts by Factor

For all of the bar charts: Disagree includes *Strongly Disagree* & *Disagree*, Agree includes *Agree* & *Strongly Agree*

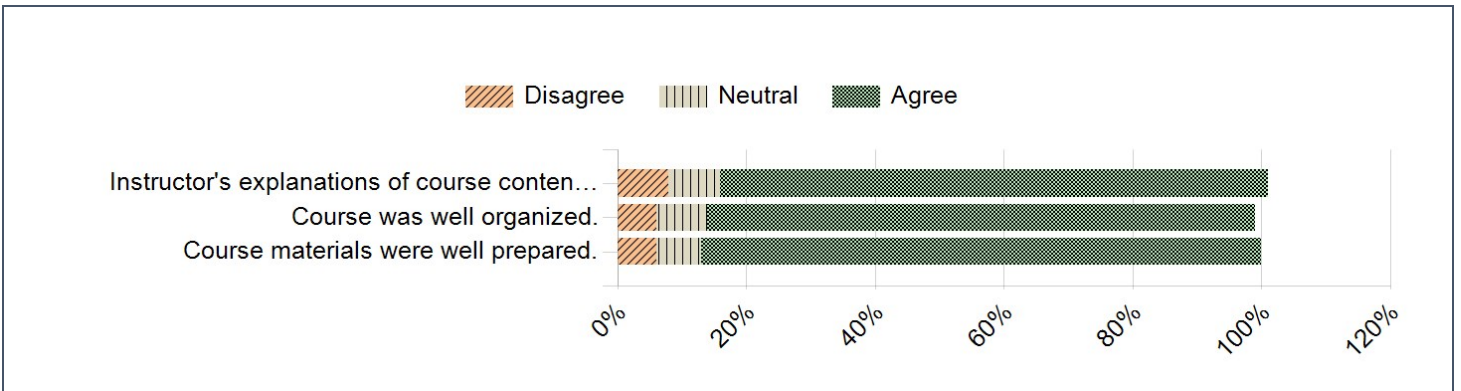
### Learning



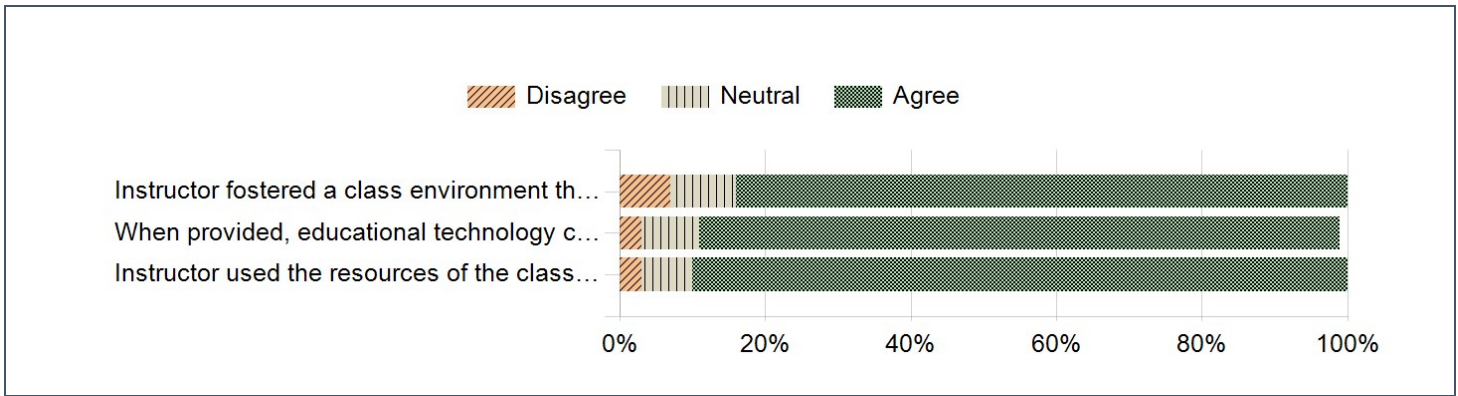
### Engagement



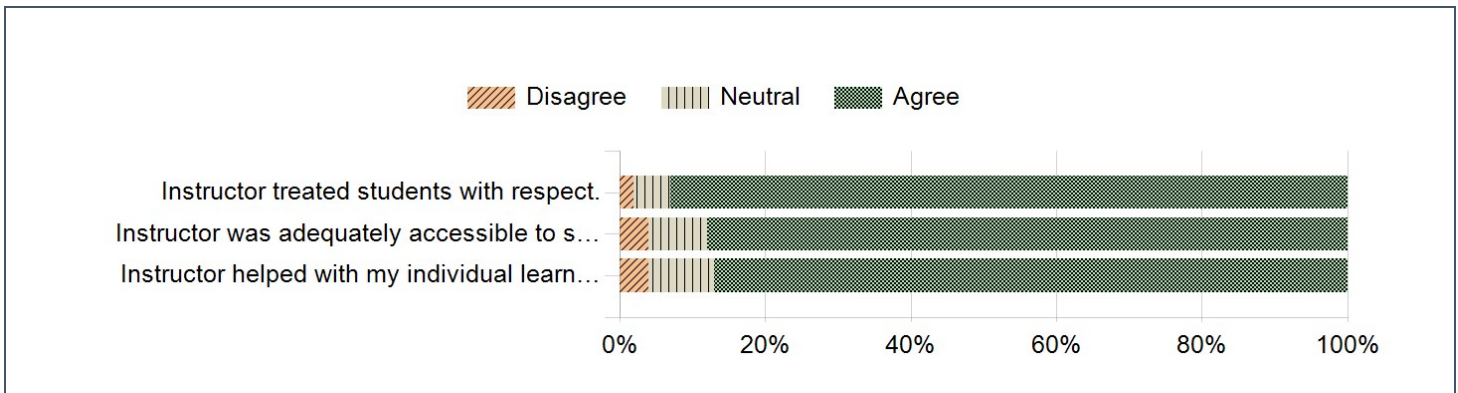
### Organization and Clarity



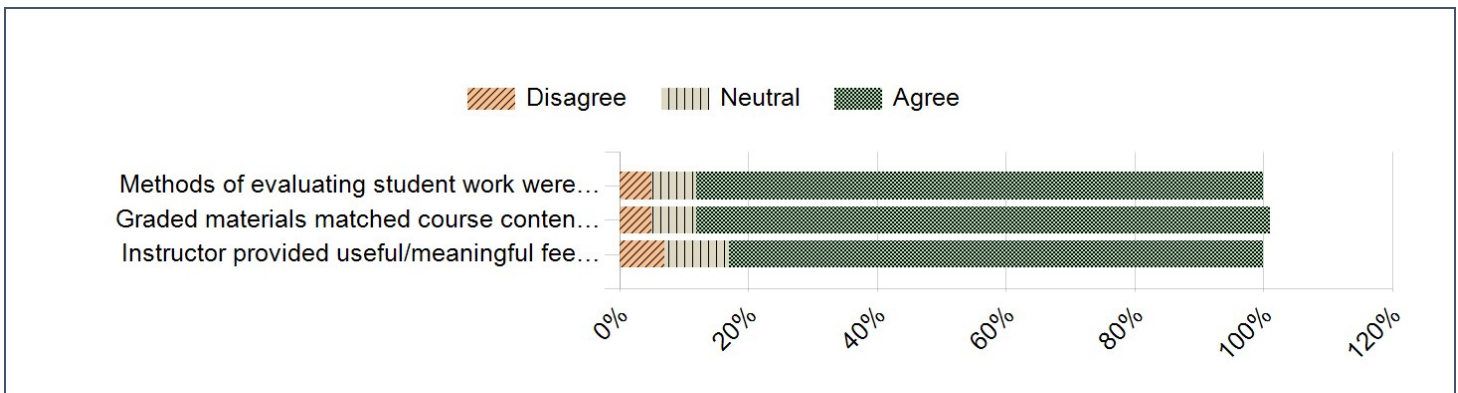
### Learning Environment



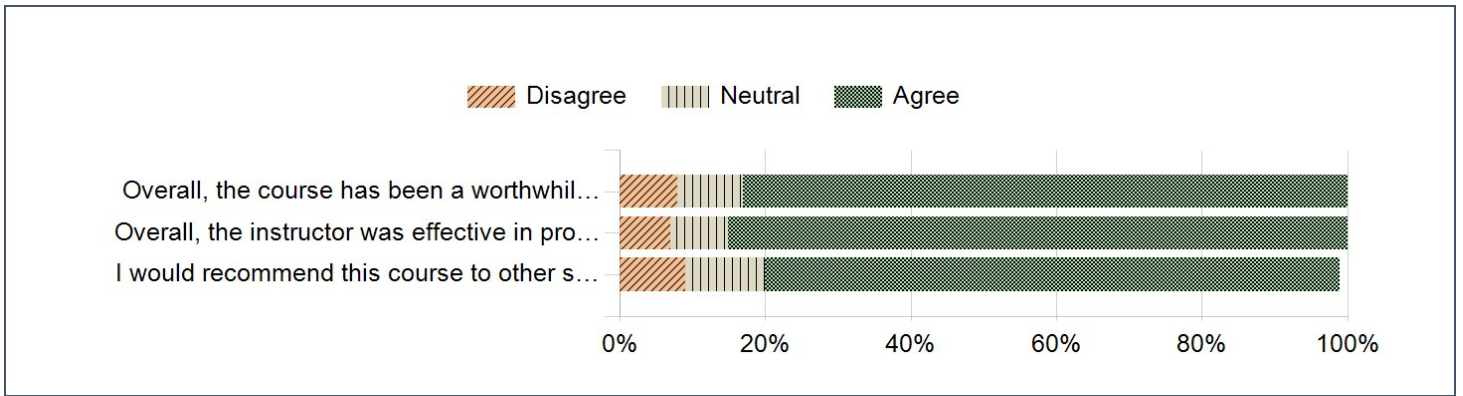
### Individual Rapport



### Graded Materials



Overall



## Comparative Scores by Factor

### Learning

Question	Course Level (200)			UND Average		
	Response Count	Mean	Standard Deviation	Response Count	Mean	Standard Deviation
I have gained knowledge/skills that reflect the learning outcomes of this course.	4499	4.40	0.85	21820	4.42	0.81
My interest in the subject has increased as a consequence of this course.	4469	4.12	1.08	21714	4.16	1.05
I have found the course intellectually challenging.	4449	4.30	0.89	21603	4.32	0.88
Overall	-	4.27	-	-	4.30	-

### Engagement

Question	Course Level (200)			UND Average		
	Response Count	Mean	Standard Deviation	Response Count	Mean	Standard Deviation
Instructor promoted active student participation.	4443	4.35	0.89	21592	4.42	0.84
Instructor was engaged while teaching the course	4422	4.40	0.92	21469	4.43	0.87
Instructor encouraged students to ask questions/share ideas.	4393	4.37	0.90	21356	4.43	0.85
Overall	-	4.37	-	-	4.43	-

### Organization and Clarity

Question	Course Level (200)			UND Average		
	Response Count	Mean	Standard Deviation	Response Count	Mean	Standard Deviation
Instructor's explanations of course content were clear.	4497	4.28	0.99	21834	4.28	0.98
Course was well organized.	4478	4.30	0.96	21735	4.31	0.97
Course materials were well prepared.	4468	4.34	0.93	21694	4.36	0.91
Overall	-	4.31	-	-	4.32	-

**Learning Environment**

Question	Course Level (200)			UND Average		
	Response Count	Mean	Standard Deviation	Response Count	Mean	Standard Deviation
Instructor fostered a class environment that was conducive to my learning.	4392	4.25	0.96	21240	4.30	0.93
When provided, educational technology contributed to my learning.	4306	4.36	0.83	20998	4.40	0.81
Instructor used the resources of the classroom appropriately.	4277	4.41	0.79	20661	4.43	0.78
Overall	-	4.34	-	-	4.38	-

**Individual Rapport**

Question	Course Level (200)			UND Average		
	Response Count	Mean	Standard Deviation	Response Count	Mean	Standard Deviation
Instructor treated students with respect.	4459	4.55	0.74	21698	4.58	0.73
Instructor was adequately accessible to students outside of class.	4357	4.42	0.86	21112	4.47	0.82
Instructor helped with my individual learning needs when asked.	4167	4.42	0.86	20448	4.48	0.82
Overall	-	4.46	-	-	4.51	-

**Graded Materials**

Question	Course Level (200)			UND Average		
	Response Count	Mean	Standard Deviation	Response Count	Mean	Standard Deviation
Methods of evaluating student work were fair.	4469	4.37	0.90	21689	4.40	0.88
Graded materials matched course content emphasized by the instructor.	4453	4.39	0.87	21577	4.41	0.85
Instructor provided useful/meaningful feedback to assist learning.	4430	4.27	0.99	21511	4.32	0.95
Overall	-	4.34	-	-	4.38	-

**Overall**

Question	Course Level (200)			UND Average		
	Response Count	Mean	Standard Deviation	Response Count	Mean	Standard Deviation
Overall, the course has been a worthwhile addition to my university experience.	4487	4.24	1.02	21752	4.27	0.99
Overall, the instructor was effective in promoting my learning in this course.	4470	4.29	0.99	21667	4.33	0.95
I would recommend this course to other students.	4470	4.17	1.09	21587	4.20	1.06
Overall	-	4.24	-	-	4.27	-

## Instructor Analysis

	%SD(1)	%D(2)	%N(3)	%A(4)	%SA(5)	Resp	Mean	SD
<b>Learning q1:</b> I have gained knowledge/skills that reflect the learning outcomes of this course.	1%	3%	6%	33%	56%	4499	4.40	0.85
<b>Learning q2:</b> My interest in the subject has increased as a consequence of this course.	3%	7%	12%	30%	48%	4469	4.12	1.08
<b>Learning q3:</b> I have found the course intellectually challenging.	1%	3%	10%	34%	51%	4449	4.30	0.89
<b>Engagement q4:</b> Instructor promoted active student participation.	2%	3%	8%	32%	55%	4443	4.35	0.89
<b>Engagement q5:</b> Instructor was engaged while teaching the course	2%	3%	7%	28%	60%	4422	4.40	0.92
<b>Engagement q6:</b> Instructor encouraged students to ask questions/share ideas.	2%	3%	8%	30%	57%	4393	4.37	0.90
<b>Org &amp; Clarity q7:</b> Instructor's explanations of course content were clear.	3%	5%	8%	31%	53%	4497	4.28	0.99
<b>Org &amp; Clarity q8:</b> Course was well organized.	3%	4%	8%	31%	54%	4478	4.30	0.96
<b>Org &amp; Clarity q9:</b> Course materials were well prepared.	2%	3%	7%	31%	56%	4468	4.34	0.93
<b>Learning Environment q10:</b> Instructor fostered a class environment that was conducive to my learning.	2%	4%	9%	33%	51%	4392	4.25	0.96
<b>Learning Environment q11:</b> When provided, educational technology contributed to my learning.	1%	2%	8%	36%	53%	4306	4.36	0.83
<b>Learning Environment q12:</b> Instructor used the resources of the classroom appropriately.	1%	1%	7%	35%	55%	4277	4.41	0.79
<b>Individual Rapport q13:</b> Instructor treated students with respect.	1%	1%	5%	27%	66%	4459	4.55	0.74
<b>Individual Rapport q14:</b> Instructor was adequately accessible to students outside of class.	2%	2%	8%	29%	60%	4357	4.42	0.86
<b>Individual Rapport q15:</b> Instructor helped with my individual learning needs when asked.	2%	2%	9%	28%	59%	4167	4.42	0.86
<b>Graded Material q16:</b> Methods of evaluating student work were fair.	2%	3%	7%	31%	57%	4469	4.37	0.90
<b>Graded Material q17:</b> Graded materials matched course content emphasized by the instructor.	2%	3%	7%	32%	57%	4453	4.39	0.87
<b>Graded Material q18:</b> Instructor provided useful/meaningful feedback to assist learning.	3%	4%	10%	30%	53%	4430	4.27	0.99
<b>Overall q19:</b> Overall, the course has been a worthwhile addition to my university experience.	3%	5%	9%	30%	53%	4487	4.24	1.02
<b>Overall q20:</b> Overall, the instructor was effective in promoting my learning in this course.	3%	4%	8%	29%	55%	4470	4.29	0.99
<b>Overall q21:</b> I would recommend this course to other students.	4%	5%	11%	27%	52%	4470	4.17	1.09

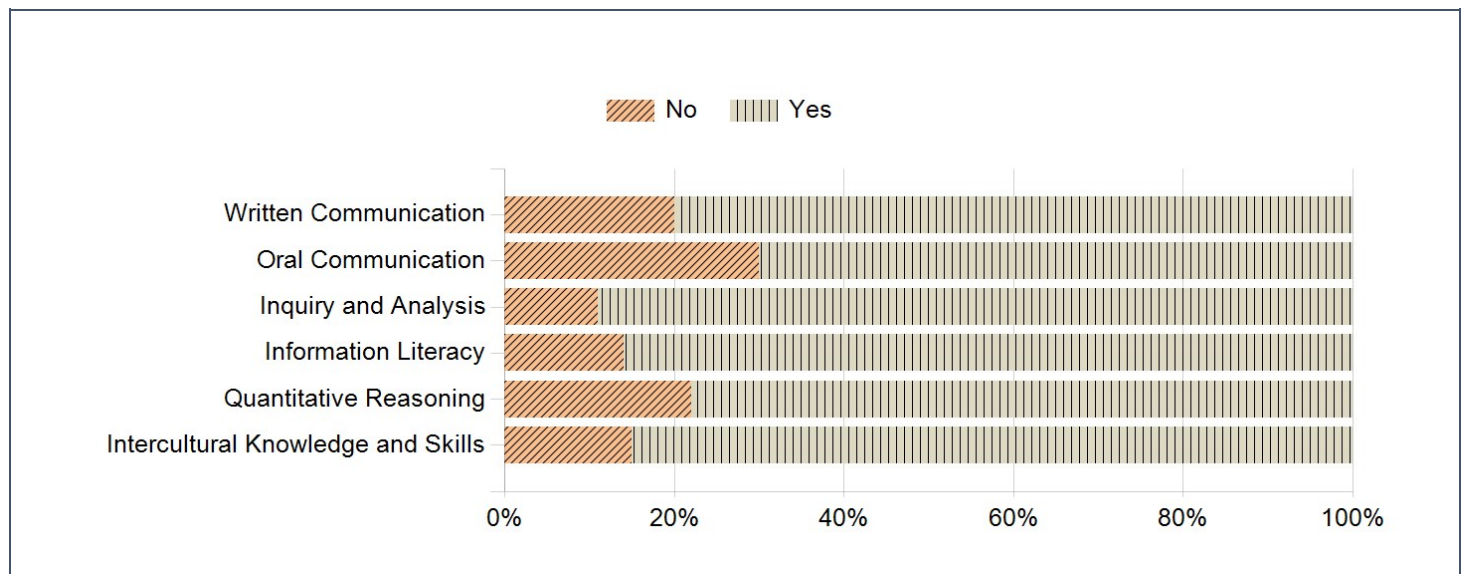


## Essential Studies Report

### Goal was a focus of this course?

	%NO(1)	%YES(2)	Resp	Mean	SD
Written Communication	20%	80%	1912	1.80	0.40
Oral Communication	30%	70%	1910	1.70	0.46
Inquiry and Analysis	11%	89%	1927	1.89	0.31
Information Literacy	14%	86%	1913	1.86	0.35
Quantitative Reasoning	22%	78%	1899	1.78	0.42
Intercultural Knowledge and Skills	15%	85%	1922	1.85	0.36

### Goal was a focus of this course?



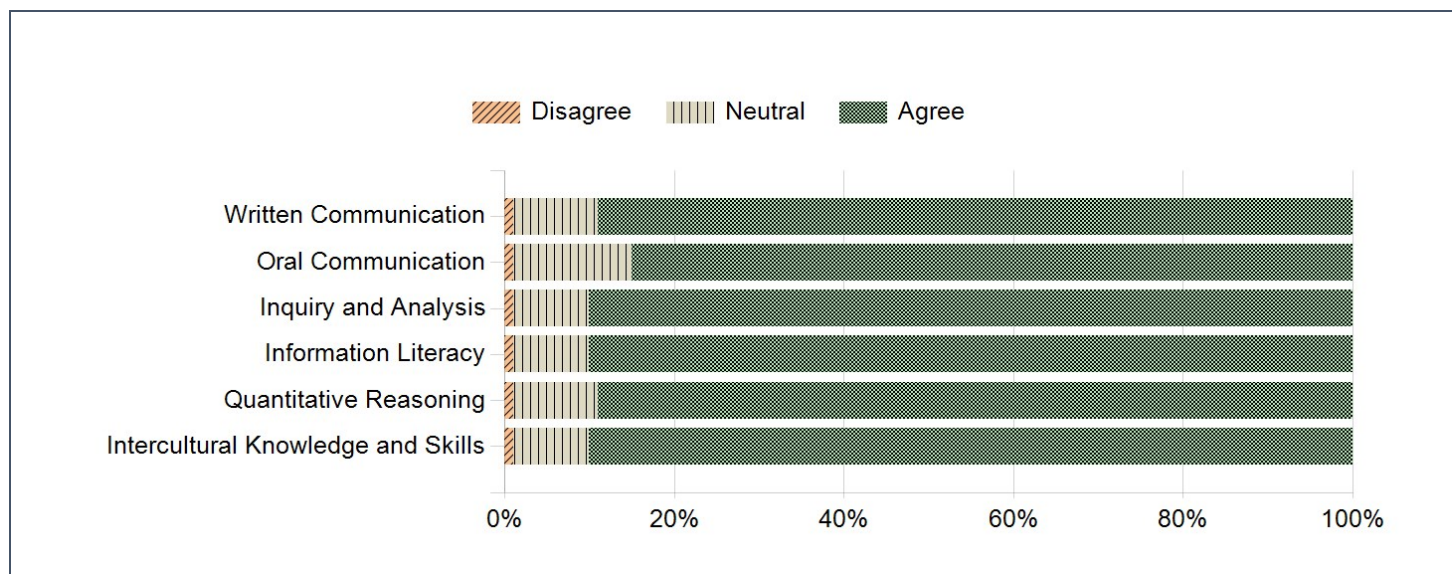
### Goal was a focus of this course?

Question	Course Level (200)			UND Average		
	Response Count	Mean	Standard Deviation	Response Count	Mean	Standard Deviation
Written Communication	1912	1.80	0.40	6787	1.84	0.36
Oral Communication	1910	1.70	0.46	6742	1.72	0.45
Inquiry and Analysis	1927	1.89	0.31	6824	1.90	0.29
Information Literacy	1913	1.86	0.35	6757	1.87	0.33
Quantitative Reasoning	1899	1.78	0.42	6748	1.80	0.40
Intercultural Knowledge and Skills	1922	1.85	0.36	6748	1.81	0.40
Overall	-	1.81	-	-	1.82	-

**Level of agreement regarding the amount of progress made in goal area as a result of this class.**

	%SD(1)	%D(2)	%N(3)	%A(4)	%SA(5)	Resp	Mean	SD
Written Communication	0%	1%	10%	52%	37%	1525	4.24	0.70
Oral Communication	0%	1%	14%	49%	36%	1326	4.20	0.72
Inquiry and Analysis	0%	1%	9%	53%	38%	1708	4.26	0.68
Information Literacy	0%	0%	9%	51%	39%	1638	4.27	0.68
Quantitative Reasoning	0%	1%	10%	52%	37%	1468	4.24	0.70
Intercultural Knowledge and Skills	0%	0%	9%	49%	41%	1629	4.30	0.68

**Level of agreement regarding the amount of progress made in goal area as a result of this class.**



**Level of agreement regarding the amount of progress made in goal area as a result of this class.**

Question	Course Level (200)			UND Average		
	Response Count	Mean	Standard Deviation	Response Count	Mean	Standard Deviation
Written Communication	1525	4.24	0.70	5675	4.25	0.70
Oral Communication	1326	4.20	0.72	4805	4.20	0.73
Inquiry and Analysis	1708	4.26	0.68	6142	4.27	0.69
Information Literacy	1638	4.27	0.68	5858	4.26	0.68
Quantitative Reasoning	1468	4.24	0.70	5403	4.25	0.69
Intercultural Knowledge and Skills	1629	4.30	0.68	5416	4.28	0.69
Overall	-	4.25	-	-	4.25	-