


CLICK!



# Student Evaluation of Learning and Feedback for Instructors

CLICK!



## Student Evaluation of Learning and Feedback for Instructors

# SELFIE

# Initial USAT Charge

## Phase 1 – USAT committee (2014-15)

- Adopt a new set of quantitative (Likert style) questions
- Allow instructors, programs, and departments to add a unique set of questions
- Make selected results available to students for class registration decisions
- Go paperless

SELFIE

# SETIC Charge

## Phase 2 – SETIC (2015-2016)

- Convene SEC-appointed committee members
- Develop an instrument, pilot in Spring 2016, and roll out by Fall 2016
- Conduct campus conversations throughout process
- Move collection and distribution of evaluation data online

SELFIE

# SETIC Process

- Identified an instrument – SEEQ
- Interviewed focus groups to revise instrument
- Conducted psychometric investigation – Fall 2015
- Revised instrument accordingly
- Convened focus groups to review instrument revisions
- Conducted psychometric investigation – Spring 2016
- Intend to test a small rollout – Summer 2016
- Intend to launch an all-campus rollout – Fall 2016

SELFIE

# Exploratory Factor Analysis

- Done Fall 2015
- Separated into 6 meaningful factors

**Pattern Matrix<sup>a</sup>**

	Factor					
	1	2	3	4	5	6
learning1_1		.654				
learning2_2		.720				
learning3_3		.416				
engage1_5					-.504	
engage4_8					-.494	
engage5_9					-.803	
org_clar1_10			-.669			
org_clar2_11			-.815			
org_clar3_12			-.748			
cl_enviro1_19	.579					
cl_enviro3_21	.733					
cl_enviro5_23	.571					
ind_rapp1_24						.418
ind_rapp3_26						.894
ind_rapp4_27						.730
grad_mat2_29				.851		
grad_mat3_30				.729		
grad_mat4_31				.597		

Extraction Method: Principal Axis Factoring.  
Rotation Method: Oblimin with Kaiser Normalization.  
a. Rotation converged in 12 iterations.

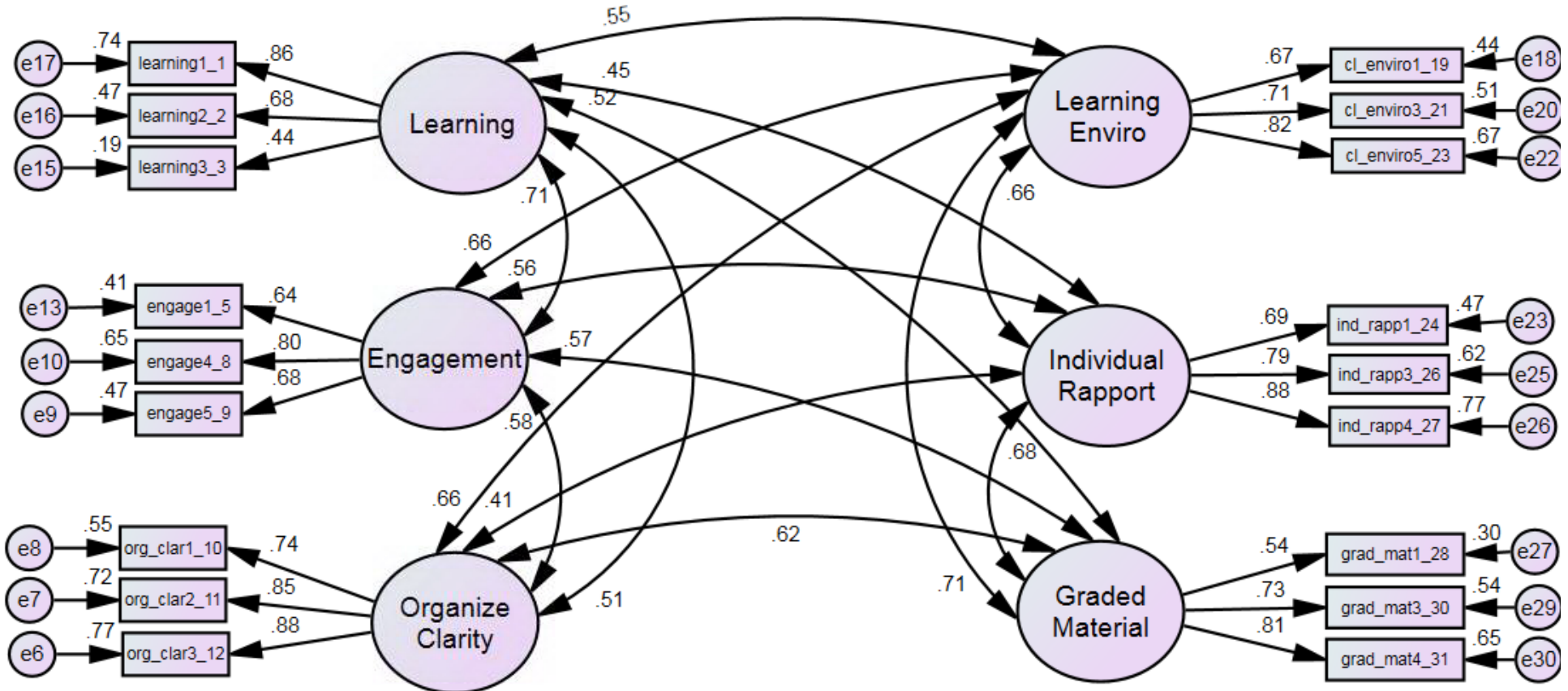
# Confirmatory Factor Analysis

SEEQ-R2 CFA

Chi-square = 294.776, df = 120, p = .000

RMSEA = .054, Low = .046, high = .061

CFI = .954



- Overall, a good fit of model to data (RMSEA < .06 great, narrow CI; CFI > .95 great)
- Each scale (circle) showed good internal validity (loadings averaged .47 to .73)
- Scales were suitable different from each other (average loading > intercorrelations)

# 6 SELFI Factors

- Learning
- Engagement
- Organization and Clarity
- Learning Environment
- Individual Rapport
- Graded Materials
- Overall

SELFI



# Learning

- ① I have gained knowledge/skills that reflect the learning outcomes of this course.
- ② My interest in the subject has increased as a consequence of this course.
- ③ I have found the course intellectually challenging.

Cronbach  $\alpha$  reliability = .68

SELF

# Engagement

- ① Instructor promoted active student participation.
- ② Instructor was engaged while teaching the course.
- ③ Instructor encouraged students to ask questions/share ideas.

Cronbach  $\alpha$  reliability = .76

SELF

# Organization & Clarity

- ① Instructor's explanations of course content were clear.
- ② Course was well organized.
- ③ Course materials were well prepared.

Cronbach  $\alpha$  reliability = .86

# Learning Environment

- ① Instructor fostered a class environment that was conducive to my learning.
- ② When provided, educational technology contributed to my learning.
- ③ Instructor used the resources of the classroom appropriately.

Cronbach  $\alpha$  reliability = .77

SELFIE

# Individual Rapport

- ① Instructor treated students with respect.
- ② Instructor was adequately accessible to students outside of class.
- ③ Instructor helped with my individual learning needs when asked.

Cronbach  $\alpha$  reliability = .83

SELFIE

# Graded Materials

- ① Methods of evaluating student work were fair.
- ② Graded materials matched course content emphasized by the instructor.
- ③ Instructor provided useful/meaningful feedback to assist learning.

Cronbach  $\alpha$  reliability = .83

# Overall

- ① Overall, the course has been a worthwhile addition to my university experience.
- ② Overall, the instructor was effective in promoting my learning in this course.
- ③ I would recommend this course to other students.


SELFIE

# Open Text Questions

- ① Describe some aspects of this course that promoted your learning.
- ② What specific, practical changes can you recommend that might promote the learning in this course?
- ③ If a student asked if you would recommend this course from this instructor, what would you recommend and why?



CLICK!



**Personalize the SELFI**

# Personalize the SELFI

- Add up to three individual questions in your course
- Add department or program questions (automatic)
- Add campus-specific questions: Essential Studies, Online (automatic)

SELFI

# New SELFI Process

- Students have more time to provide thoughtful responses and meaningful feedback – in class and outside class – within Blackboard
- Instructors can track response rates and encourage students to respond  
(instructors may find ways to include incentives)

SELFI

# Security, Automation

- Data Security – students sign in to secure site and can only complete one form per course
- Automation – evaluations can be populated and generated efficiently; communicates with campus software

# Reporting

- Saves paper – reports are emailed and/or accessed from a central website
- Produces executive summary – faculty receive full reports, including student comments, much more quickly (shortly after grades are posted)
- Manageable data – faculty will be able to produce a csv file with aggregate calculations. Over time, trend reports will also be available

SELF

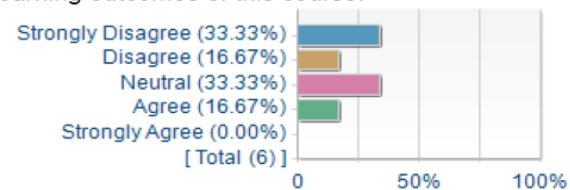
# Sample Instructor Report

Individual Report for 1234567-African-Caribbean Cultures and Societies (Dr. Claudette JONES)  
Summer 2016  
Project Audience 7  
Responses Received 6  
Response Ratio 85.71%

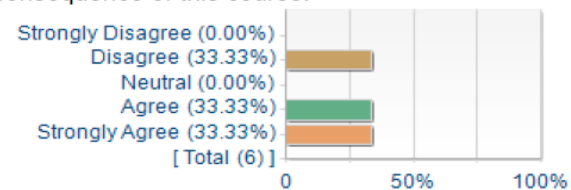
## Learning

Competency Statistics	Value
Mean	3.33
Standard Deviation	+/-1.33

1. I have gained knowledge/skills that reflect the learning outcomes of this course.



2. My interest in the subject has increased as a consequence of this course.



# SELFI Promotions

- SELFI Week
- Video Promos
- Digital Signage
- Student Communications
- Faculty Communications

SELFI

# Distribution of SELF1

Dear Andrew,

Reports from recently completed SELF1s are now available.

[Please click here to access your reports.](#)

If you need technical assistance, please contact the Project Team at [selfi@und.edu](mailto:selfi@und.edu).

If you have other questions related to the new online evaluation system, please contact our office at [und.institutionalresearch@und.edu](mailto:und.institutionalresearch@und.edu) or 701-777-4358.

Thank you. Office of Institutional Research



# Sample Student View

*Hello James,*

As your course comes to an end, please make sure to submit your SELFI and evaluate your instructors and courses. Below is the list of available evaluations - just click on the link to evaluate your courses now.


Course	Instructor
MATH 101-001 MATHEMATICS	Fernando S.
BIOL 291-001: QUANTITATIVE BIOLOGY	Elizabeth G.
ARTH 391-001: ART HISTORY	Carlos T.

[Evaluate your courses now](#)

You can complete your SELFI evaluations on your laptop, tablet, and your mobile device. Each SELFI may take only 5-10 minutes. Confidentiality is central to our system. To read more about confidentiality and other FAQs, check out the link below.

# SELFIE Access

- Blackboard
- Emails
- Website

<b>Help</b> <a href="#">Contact UND Tech Support</a>	<b>My UND Blackboard Login</b> <input type="checkbox"/> Change Text Size   <input type="checkbox"/> High Contrast Setting You are not logged in Please enter your credentials and click the <b>Login</b> button below. USERNAME: <input type="text"/> PASSWORD: <input type="password"/>
<b>Campus Hotspots</b> 	

SELFIE

# SELFI Results for Students

- Website with averages of selected questions for student use in future course registrations

SELFI

## For more information...

- View the instrument and read the SETIC report (when finalized) available on the U Senate webpage  
<http://und.edu/university-senate/>

# Initial Charge Implementation

- ✓ Adopt a new set of quantitative (Likert style) questions
- ✓ Allow instructors and departments to add a unique set of questions
- ✓ Make selected results available to students for class registration decisions
- ✓ Go paperless

SELFIE

A black tablet with rounded corners is centered on a light blue background. The tablet's screen is a solid teal color and displays the text "Comments? Questions?" in a white, sans-serif font. The tablet has a vertical slot on the left side and a circular button on the right side.

Comments? Questions?

CLICK!



**Student Evaluation of Learning  
and  
Feedback for Instructors**